



Public Health
England

Protecting and improving the nation's health

Hepatitis C in the UK 2019 report

Working to eliminate hepatitis C as a major public health threat



Eliminating hepatitis C as a major public health threat in the UK

2020 impact targets

Reducing HCV related mortality (target 10% reduction by 2020)

Preliminary figures suggest a fall in deaths from Hep C-related end-stage liver disease and cancer of 19% by 2018



Reducing new chronic HCV infections (target 30% reduction by 2020)

Surveys of people who inject drugs (PWID) do not suggest a reduction in new HCV infections; HCV prevalence in recent initiates to injecting was similar in 2017 (22%) to that in 2008 (24%)



143,000 people estimated to be living with current HCV infection in the UK (2018)

Coverage of key services

Number treated



Provisional estimates suggest that 15,200 people accessed treatment in 2018/19; up 6% on the previous year and up 138% on pre-2015 levels

Proportion of people diagnosed



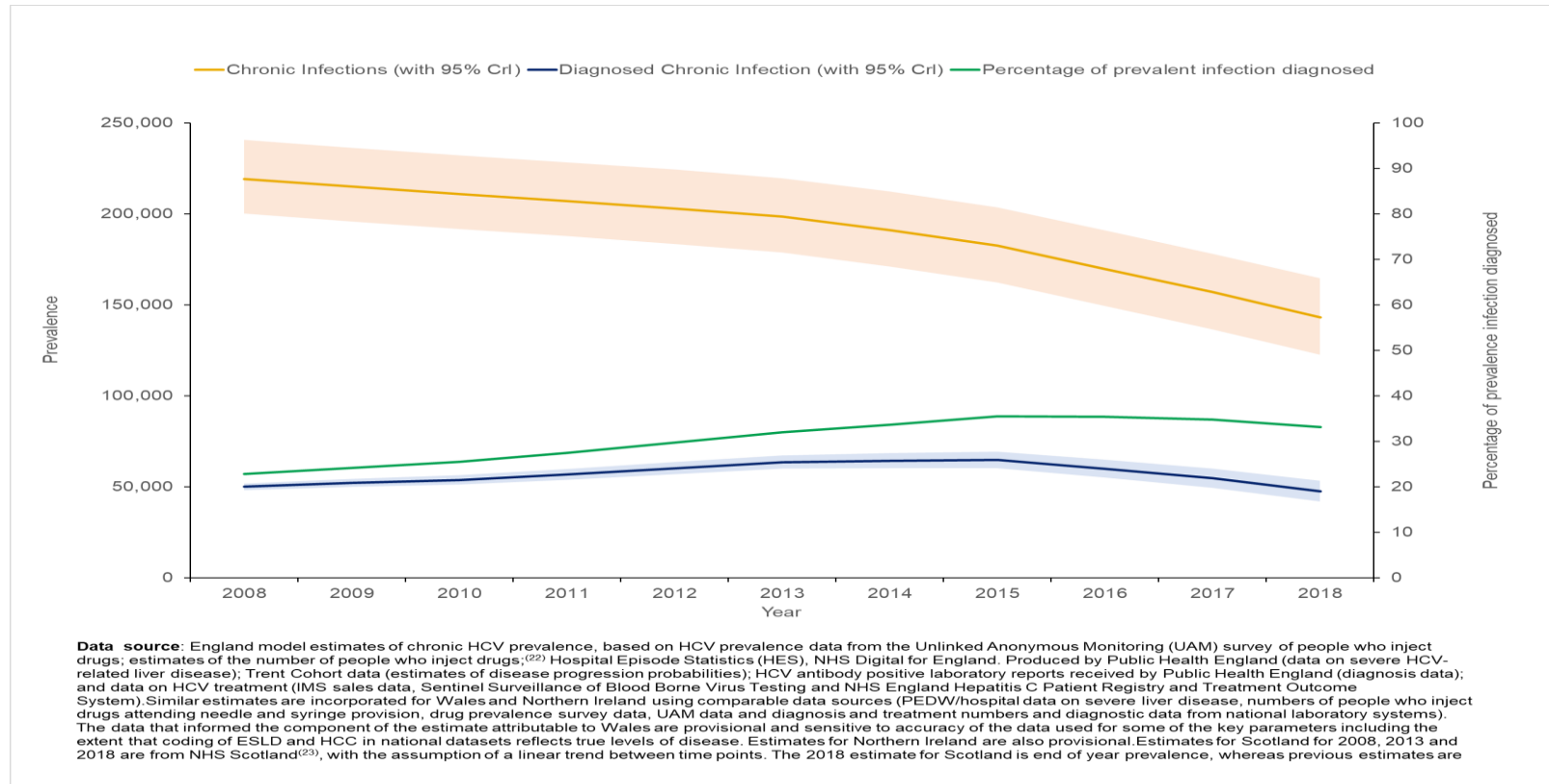
Around half of PWID sampled in UK surveys were aware of their current HCV infection in 2018. An estimated 95,600 people are thought to be undiagnosed

Number of sterile needles/syringes provided



63% of those surveyed reported adequate needle/syringe provision for their needs in 2018

Figure 1: Estimated chronic prevalence of HCV infection in the UK, 2008-2018



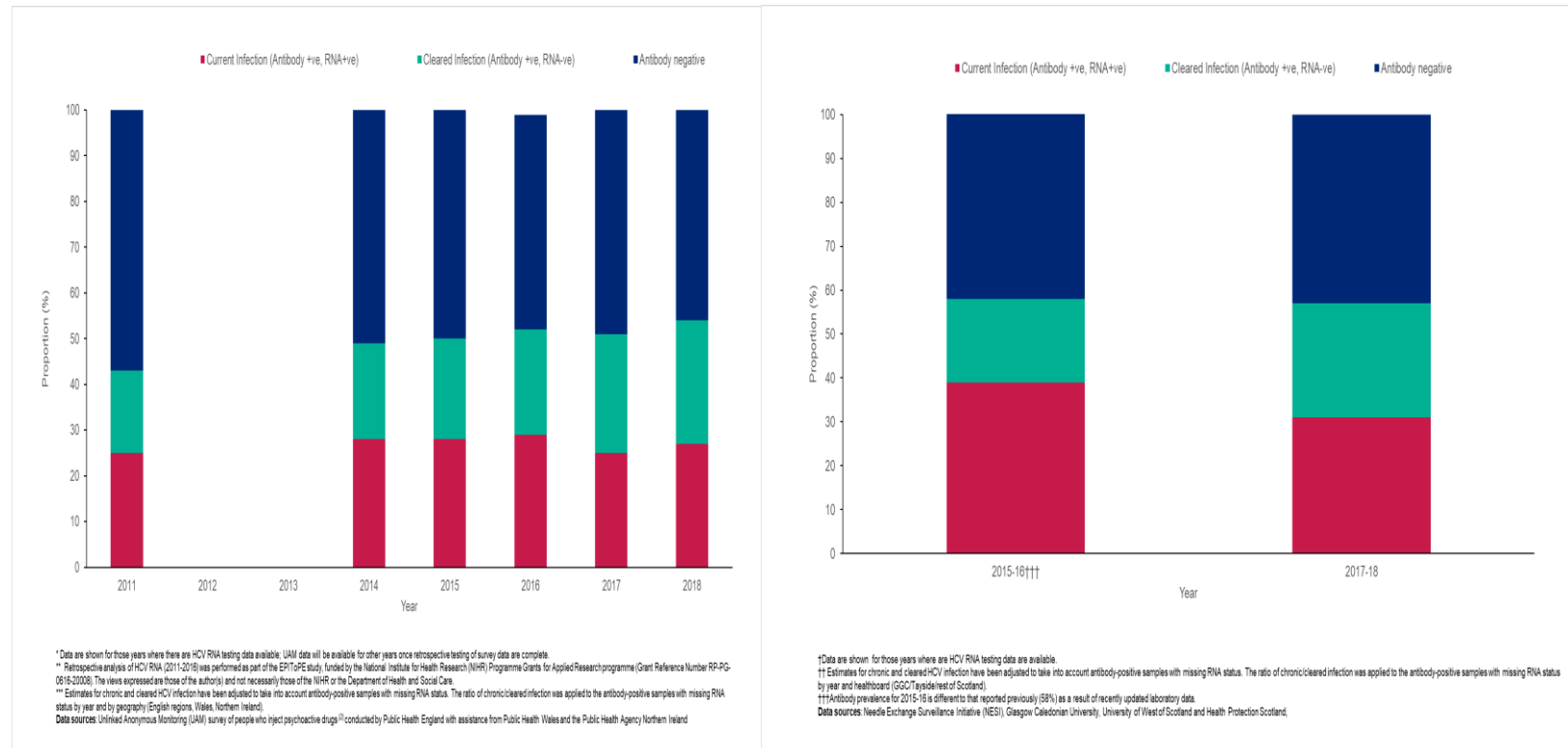
22. Hay G, Rael dos Santos A, Worsley J. Liverpool John Moores University; 2014. Estimates of the Prevalence of Opiate Use and/or Crack Cocaine Use, 2011/12: Sweep 8 report. Available from: <https://www.drugsandalcohol.ie/21931/1/estimates-of-the-prevalence-of-opiate-use-and-or-crack-cocaine-use-2011-12.pdf> Accessed [16/08/2019].

23. Health Protection Scotland. Surveillance of hepatitis C testing, diagnosis and treatment in Scotland, 2019 update. Available from: <https://hps.scot.nhs.uk/web-resources-container/surveillance-of-hepatitis-c-testing-diagnosis-and-treatment-in-scotland-2019-update/> Accessed [05/09/2019].

Figure 2: Trend in HCV prevalence among people injecting psychoactive drugs in the UK: 2011 to 2018

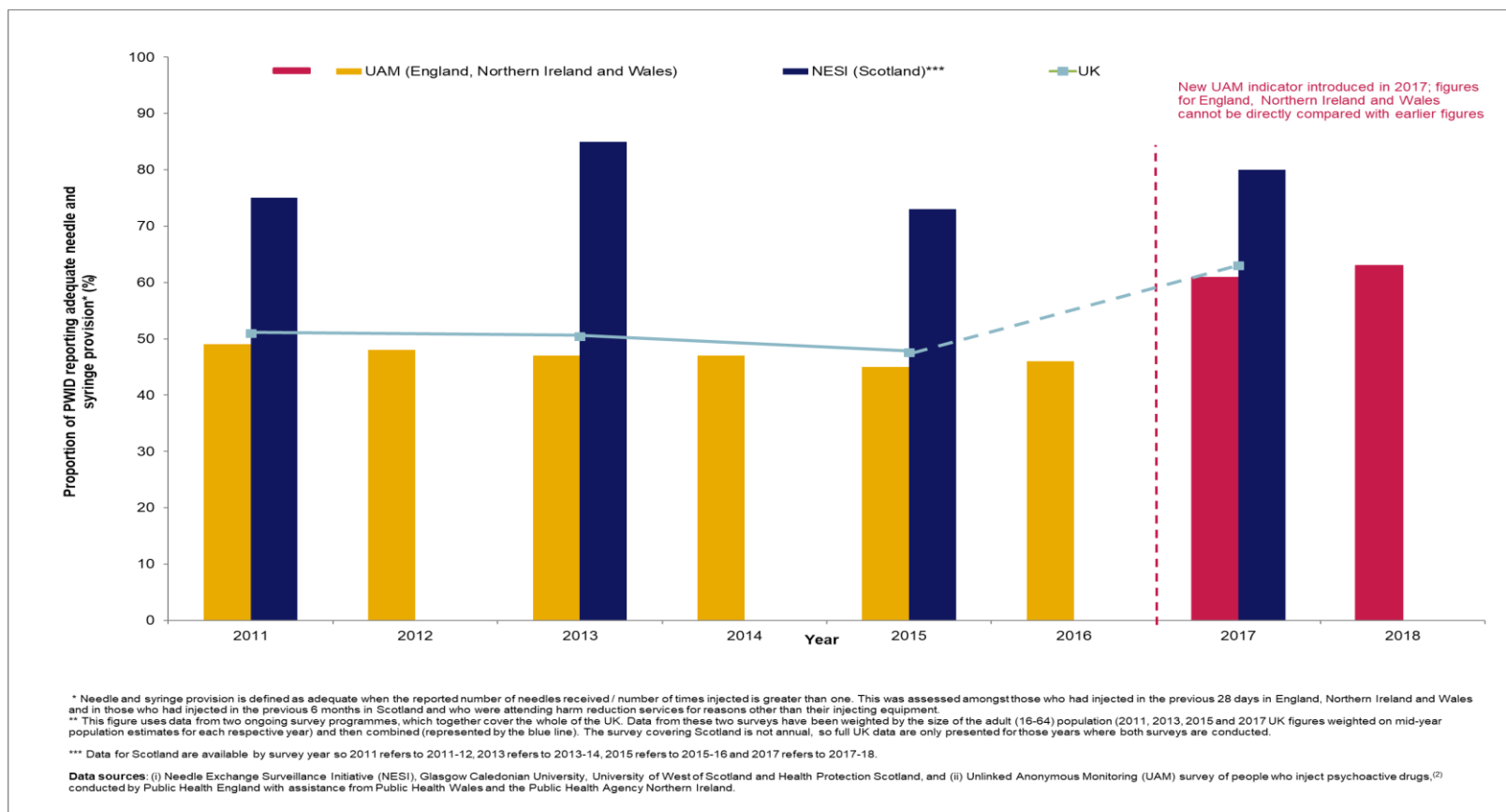
England, Northern Ireland and Wales^{*, ** ***}

Scotland^{†, ††}



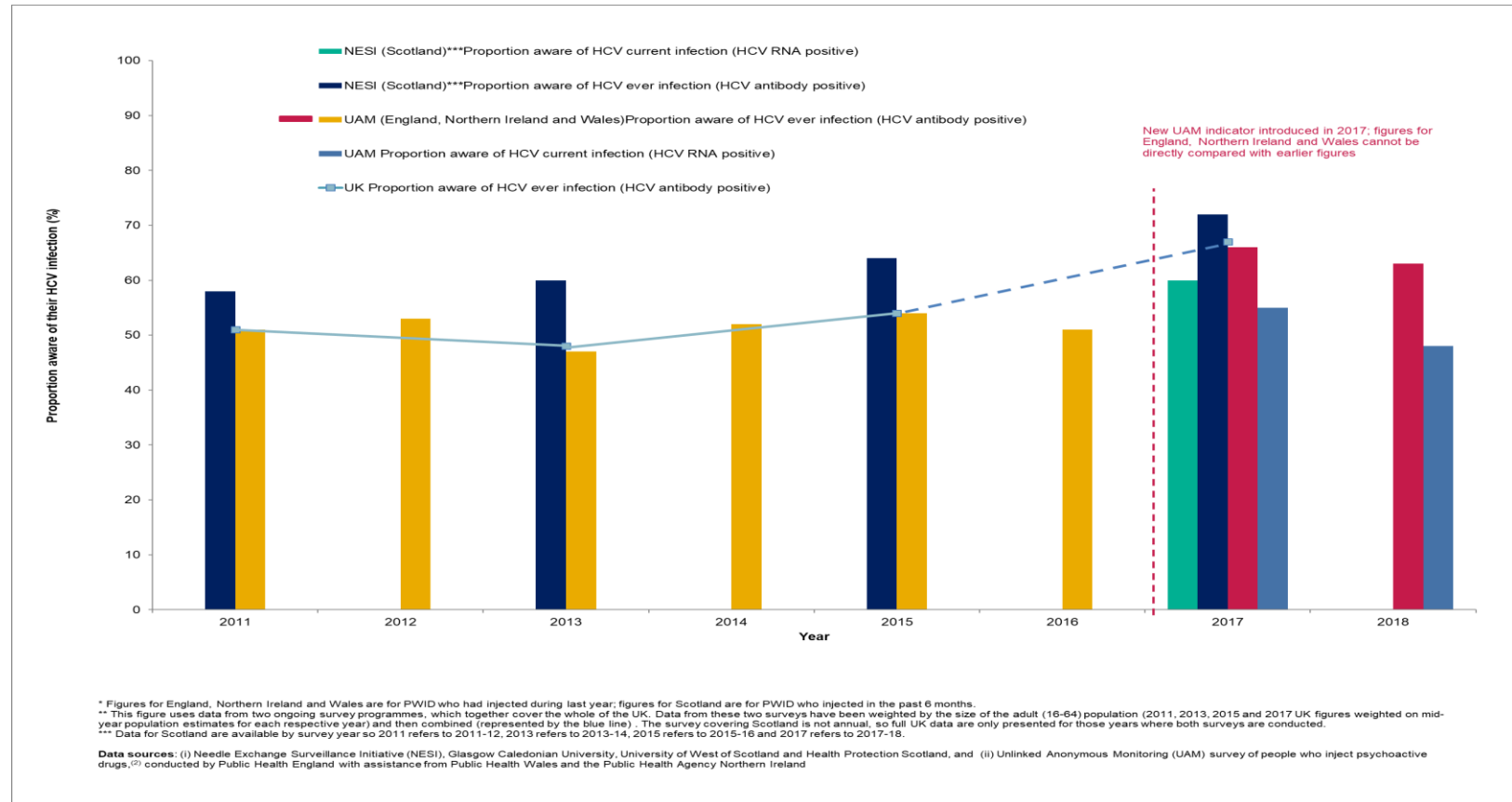
2. Public Health England. Unlinked Anonymous Monitoring Survey of PWID in contact with Specialist Drug Services. 2019 Available from: www.gov.uk/government/statistics/people-who-inject-drugs-hiv-and-viral-hepatitis-monitoring Accessed [16/08/2019].

Figure 3: Estimated UK-wide proportion of PWID reporting adequate* needle and syringe provision, 2011-2018**



2. Public Health England. Unlinked Anonymous Monitoring Survey of PWID in contact with Specialist Drug Services. 2019 Available from: www.gov.uk/government/statistics/people-who-inject-drugs-hiv-and-viral-hepatitis-monitoring Accessed [16/08/2019].

Figure 4: Estimated UK-wide proportion of PWID testing positive for HCV* who are aware of their infection, 2011-2018**



2. Public Health England. Unlinked Anonymous Monitoring Survey of PWID in contact with Specialist Drug Services. 2019 Available from: www.gov.uk/government/statistics/people-who-inject-drugs-hiv-and-viral-hepatitis-monitoring Accessed [16/08/2019].

Figure 5: UK-wide estimates of numbers initiating HCV treatment, calendar years 2007-2014 and financial years 2015/16-2018/19*,**

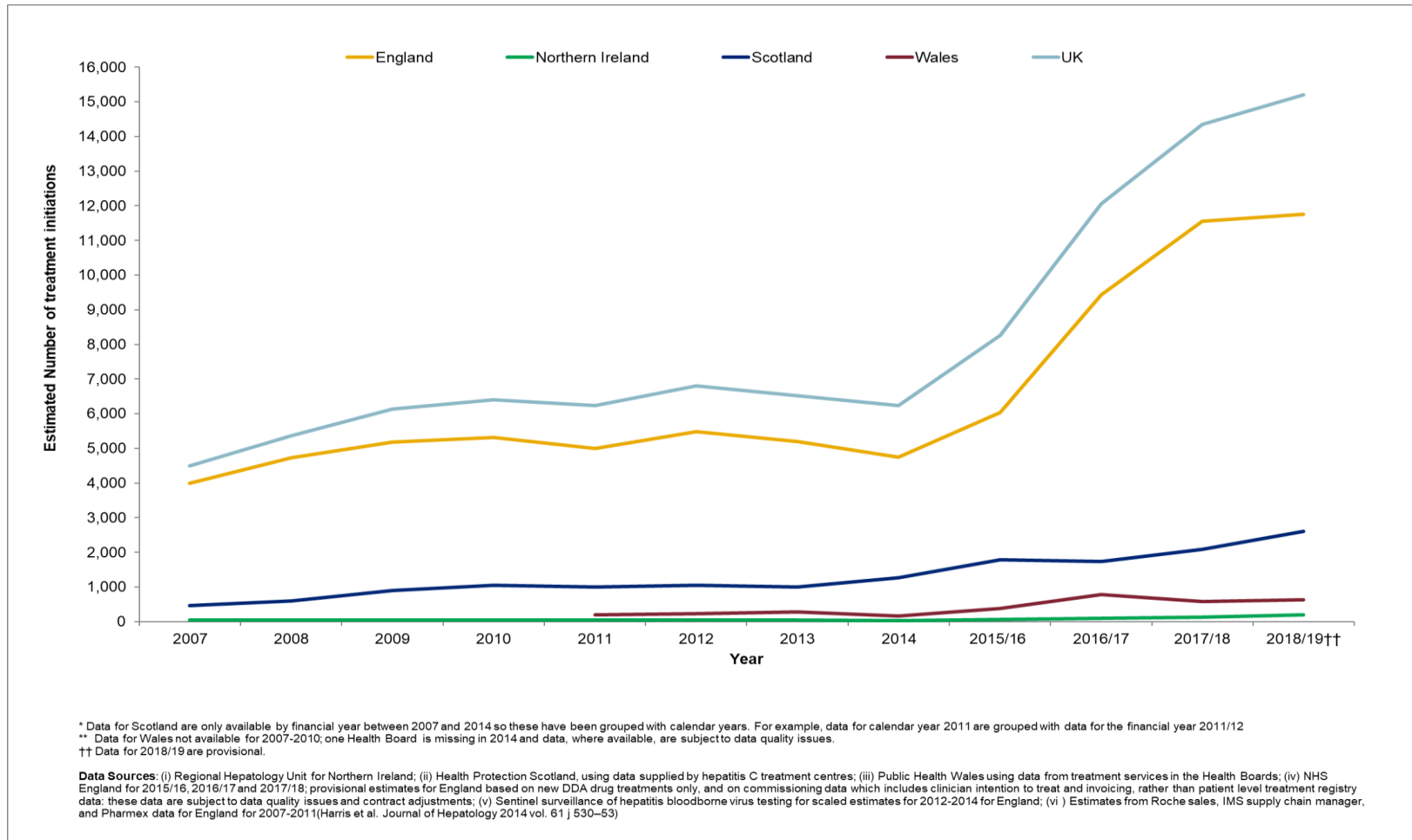


Figure 6: Preliminary estimates of incidence* of HCV-related ESLD**/HCC in UK countries: 2010-2018*

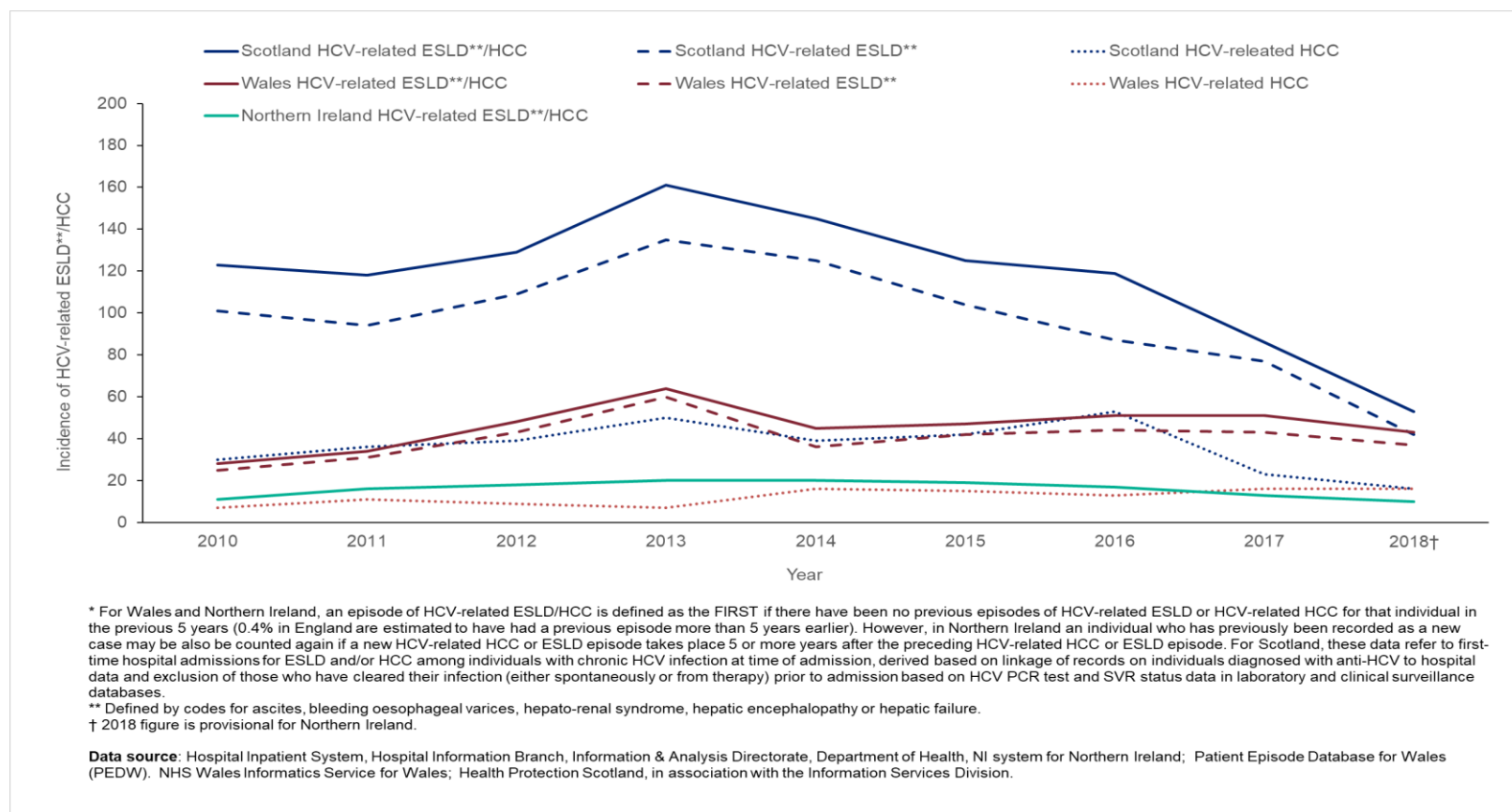


Figure 7: Death registrations* for HCV-related ESLD** and HCC in the UK: 2005 to 2018

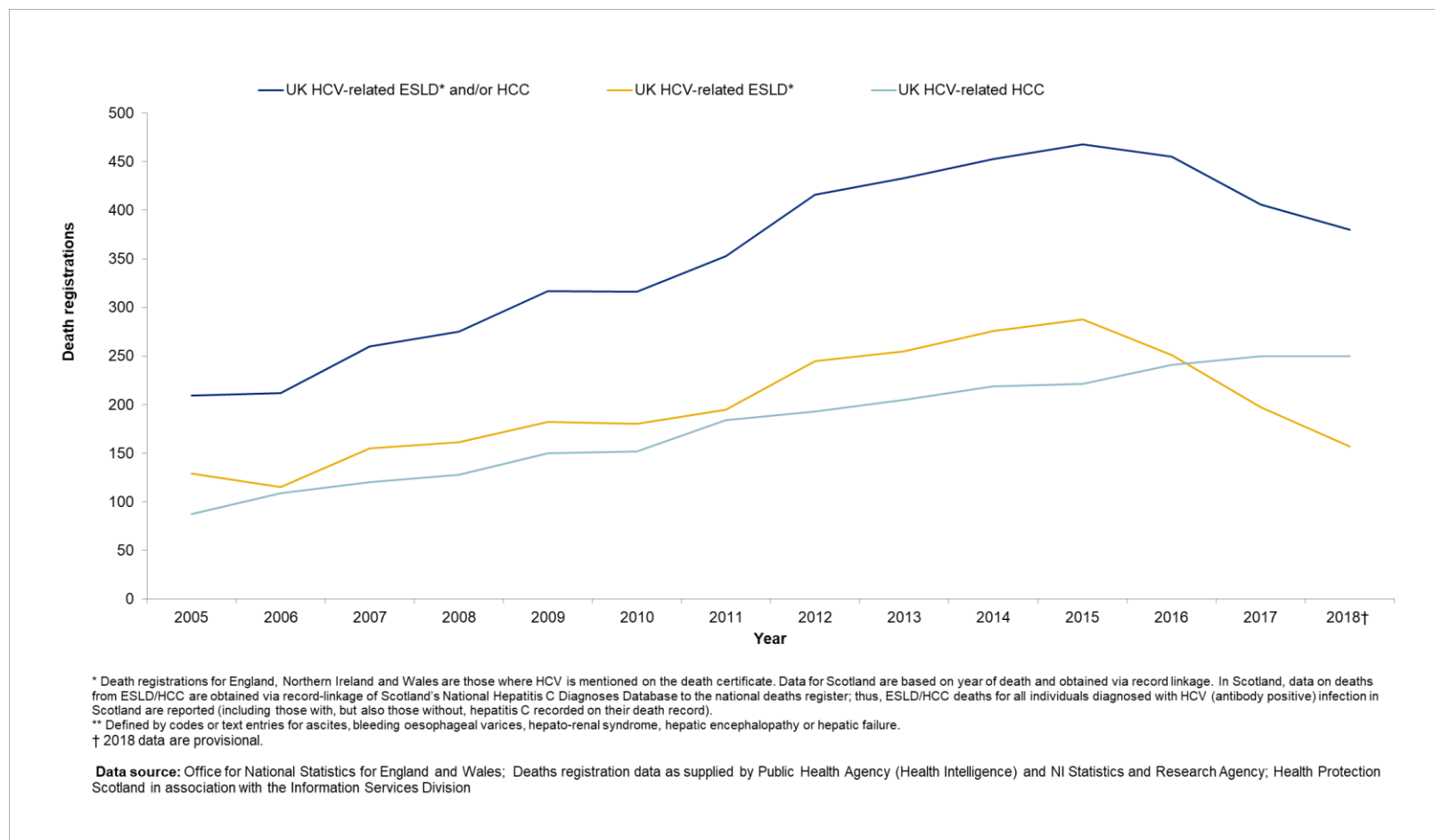


Figure 8: Death registrations* for HCV-related ESLD** and HCC in UK countries: 2005 to 2018

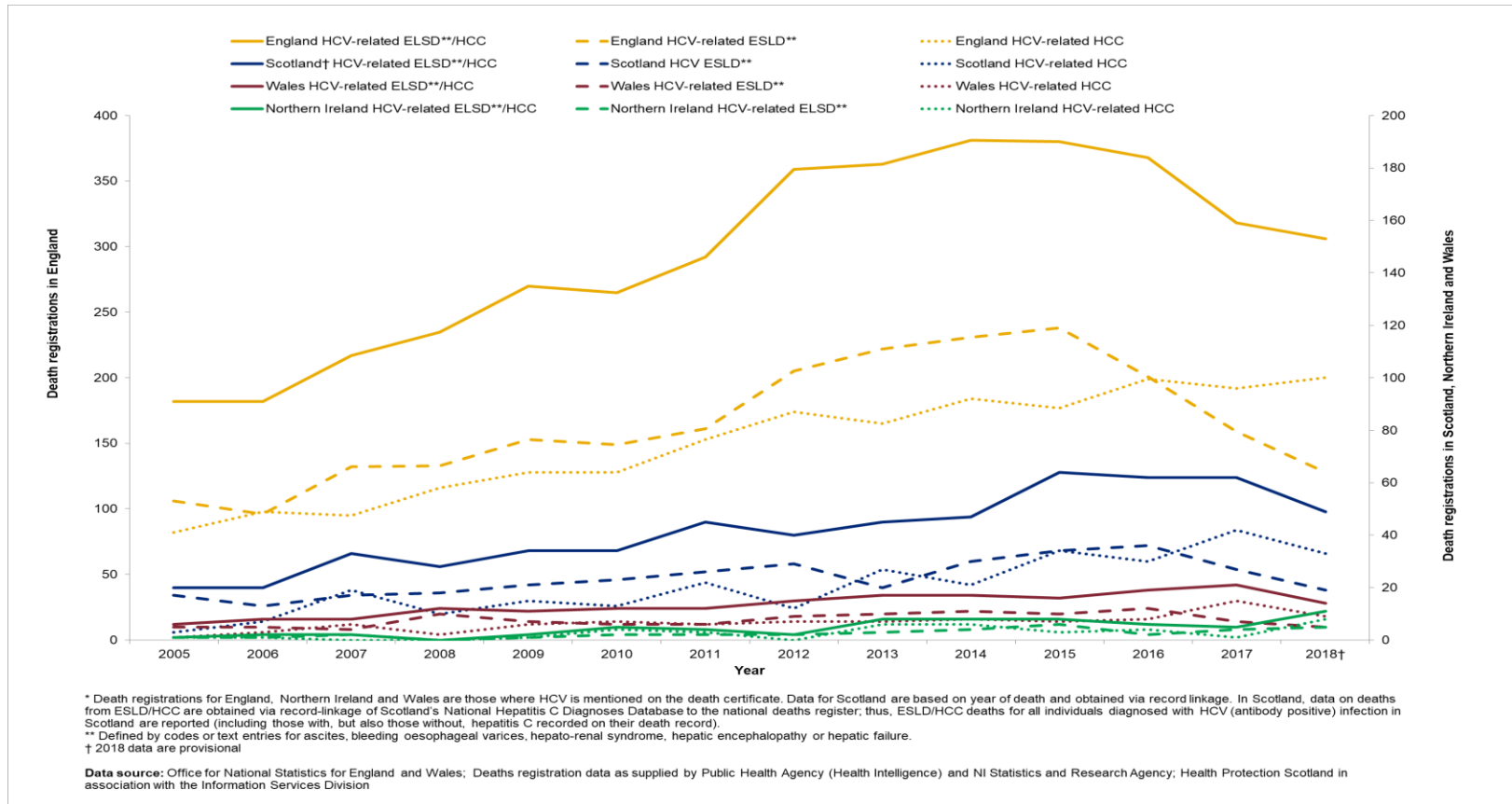
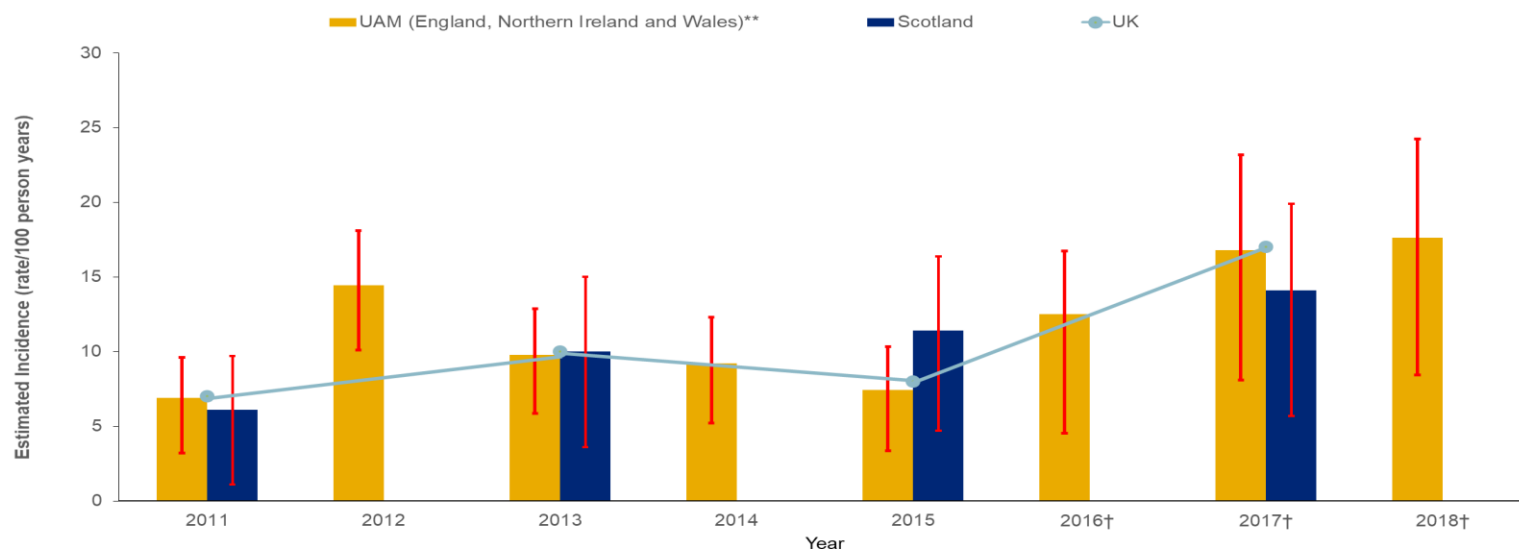


Figure 9. Estimated UK-wide incidence of HCV among PWID, 2011-2018*



* This figure uses data from two ongoing survey programmes, which together cover the whole of the UK. Data from these two surveys have been weighted by the size of the adult (16-64) population (2011, 2013, 2015 and 2017 UK figures weighted on mid-year population estimates for each respective year) and then combined (represented by the blue line). The NESI (Scotland) are available by survey year so 2011 refers to 2011-12, 2013 refers to 2013-14, 2015 refers to 2015-16 and 2017 refers to 2017-18. UK data are only presented for those years where both surveys are conducted. Confidence Intervals (95%) have been shown for the UAM

(England, Northern Ireland and Wales) and NESI (Scotland) data.

** In the UAM survey, those with HIV are excluded because they can have sub-optimal antibody responses as a result of their HIV infection.⁽⁶⁰⁾

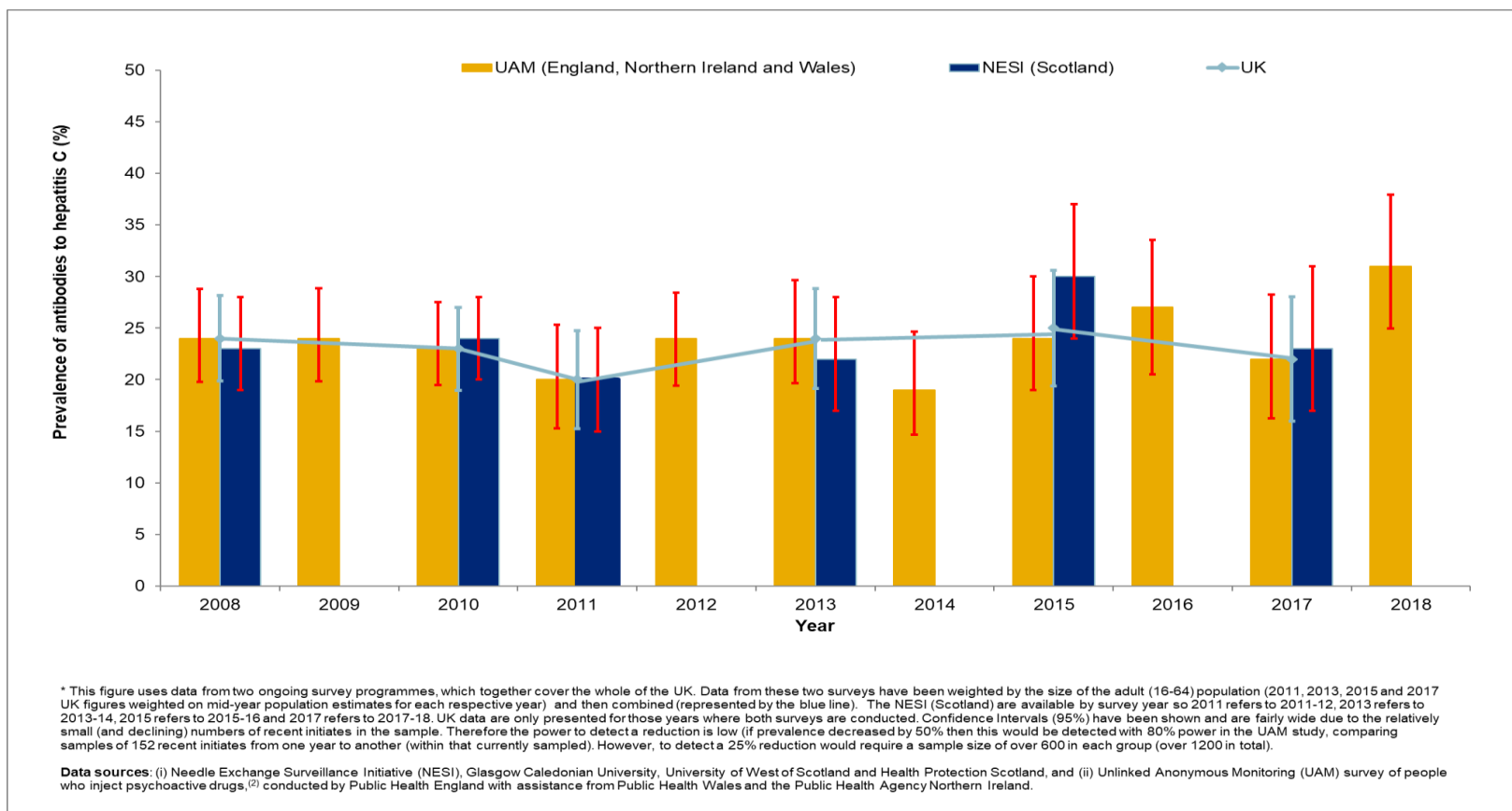
† Incidence rate was calculated using the formula $I = ((365/T)n) / ((N - n) + (365/T)n) * 100$ where n is the number of incident infections, N is the total number of susceptible (anti-HCV-negatives), and T is the window period. A fixed window period of 100 days was used for RNA testing and of 51 days was used for avidity testing. Please note that window periods of both measures is uncertain. Incident infections were detected as those antibody-negative, RNA-positive (NESI: all years, UAM: 2017 onwards) or those with weak antibody avidity (UAM: 2015 and before). The UAM 2016 estimate is based on a pooled estimate of incidence calculated by avidity testing and RNA testing.

Data sources: (i) Needle Exchange Surveillance Initiative (NESI), Glasgow Caledonian University, University of West of Scotland and Health Protection Scotland, and (ii) Unlinked Anonymous Monitoring (UAM) survey of people who inject psychoactive drugs,⁽²⁾ conducted by Public Health England with assistance from Public Health Wales and the Public Health Agency Northern Ireland.

2. Public Health England. Unlinked Anonymous Monitoring Survey of PWID in contact with Specialist Drug Services. 2019 Available from: www.gov.uk/government/statistics/people-who-inject-drugs-hiv-and-viral-hepatitis-monitoring Accessed [16/08/2019].

60. Cullen KJ, Hope VD, Croxford S, Shute J, Ncube F, Parry JV. Factors associated with recently acquired hepatitis C virus infection in people who inject drugs in England, Wales and Northern Ireland: new findings from an unlinked anonymous monitoring survey. *Epidemiology and Infection*. 2015;143(7):1398-407.

Figure 10. Estimated UK-wide prevalence of antibodies to hepatitis C among people who began injecting drugs in the previous three years, 2008-2018.*



2. Public Health England. Unlinked Anonymous Monitoring Survey of PWID in contact with Specialist Drug Services. 2019 Available from: www.gov.uk/government/statistics/people-who-inject-drugs-hiv-and-viral-hepatitis-monitoring Accessed [16/08/2019].

Appendix 1.* WHO GHSS targets⁽¹⁾ for viral hepatitis, relevant to HCV in the UK context, with 2020 targets updated to reflect the draft action plan for the health sector response to viral hepatitis in the WHO European Region.⁽¹¹⁾

TARGET AREA	2020 TARGETS ⁽¹¹⁾	2030 TARGETS ⁽¹⁾
Impact targets		
Incidence: New cases of chronic viral hepatitis C infection	30% reduction	80% reduction
Mortality: Viral hepatitis C deaths	10% reduction	65% reduction
Service coverage targets		
Blood safety:**Proportion of donations screened in a quality-assured manner	100%	100%
Safe injections:*** Percentage of injections administered with safety engineered devices in and out of health facilities	50%	90%
Harm reduction: A comprehensive package of harm reduction services to all PWID ⁽⁶¹⁾ including:	At least 200 sterile needles and syringes provided per person who injects drugs per year At least 40% of opioid dependent PWID receive OST 90% of PWID receiving targeted HCV information, education and communication	At least 300 sterile needles and syringes provided per person who injects drugs per year
Proportion of people with chronic HCV diagnosed and aware of their infection	50% [75% of estimated number of patients at late stage of viral hepatitis-related liver disease (cirrhosis or HCC) diagnosed]	90%
Treatment coverage of people diagnosed with chronic HCV who are eligible for treatment	75% (>90% cured) [90% of diagnosed patients with chronic HCV are linked to care and adequately monitored]	80%

* Abstracted from the WHO Global Health Sector Strategy for Viral Hepatitis(1) and modified to reflect the draft action plan for the health sector response to viral hepatitis in the WHO European Region(11)

** In England, 2020 and 2030 targets are already met.(62)

***In England, 2020 and 2030 targets are already met in the health care setting as the UK follows the EU Directive for the prevention of sharps injuries in the health care setting.(63) by using safety engineered devices.

1. World Health Organization. Global health sector strategy on viral hepatitis, 2016-2021. Towards Ending Viral hepatitis. 2016 Available from: <http://apps.who.int/iris/bitstream/10665/246177/1/WHO-HIV-2016.06-eng.pdf?ua=1>. Accessed [29/07/2019].
11. World Health Organization. Action plan for the health sector response to viral hepatitis in the WHO European Region. 2016. Available from: <http://www.euro.who.int/en/about-us/governance/regional-committee-for-europe/66th-session/documentation/working-documents/eurrc6610-action-plan-for-the-health-sector-response-to-viral-hepatitis-in-the-who-european-region> Accessed [29/07/2019].
61. World Health Organization. WHO, UNODC, UNAIDS technical guide for countries to set targets for universal access to HIV prevention, treatment and care for injecting drug users – 2012 revision. 2013. Available from: http://www.who.int/hiv/pub/idu/targets_universal_access/en/. Accessed [16/08/2019].
62. Joint United Kingdom (UK) Blood Transfusion and Tissue Transplantation Services Professional Advisory Committee. Guidelines for the Blood Transfusion Services in the UK. Available from: <http://www.transfusionguidelines.org/> Accessed [16/08/2019].
63. European Agency for Safety and Health at Work. Directive 2010/32/EU - prevention from sharp injuries in the hospital and healthcare sector. 2010. Available from: <https://osha.europa.eu/en/legislation/directives/council-directive-2010-32-eu-prevention-from-sharp-injuries-in-the-hospital-and-healthcare-sector>. Accessed [16/08/2019].

Appendix 2. Preliminary UK indicators to monitor the impact of key interventions to tackle hepatitis C virus

Impact and Service Coverage Monitoring Areas • Preliminary UK Indicator	
Burden	<ul style="list-style-type: none"> • Prevalence of chronic HCV infection (modelled estimates) • Estimated prevalence of chronic HCV among PWID
Impact	<p>1. Reducing HCV-related morbidity and mortality</p> <ul style="list-style-type: none"> • Estimated incidence of HCV-related ESLD/HCC • Deaths from HCV-related ESLD/HCC
	<p>2. Reducing the number of new (incident) infections</p> <ul style="list-style-type: none"> • Estimated incidence of HCV among PWID • Estimated prevalence of anti-HCV among recent initiates to drug use
Service coverage	<p>1. Adequate harm reduction</p> <ul style="list-style-type: none"> • Estimated proportion of PWID reporting adequate needle/syringe provision
	<p>2. Increasing the proportion diagnosed</p> <ul style="list-style-type: none"> • Estimated proportion of PWID testing positive for HCV, who are aware of their infection • Modelled estimates of the proportion diagnosed
	<p>3. Increasing numbers accessing treatment</p> <ul style="list-style-type: none"> • Number initiating HCV treatment