



Welcome to the PHE Harlow exhibition

This exhibition unveils Public Health England's latest proposals to deliver a new **world-leading public health science campus** for Harlow.



Martin John
Director,
PHE Science
Hub Programme

Welcome to Public Health England's virtual exhibition about our latest plans for Harlow.

It was four years ago that we first announced our intention to relocate our two main laboratories, London-based national functions and headquarters to Harlow.

Since then, a huge amount of work has been carried out to make that happen. The next major milestone on the horizon is the submission of our main detailed Reserved Matters planning application to Harlow Council this July.

Your feedback is important to us, so please feel free to use the chat function to ask us your questions. The team will respond as soon as possible.




Indicative illustration of the plaza outside the Arrivals and Education Centre

Where is PHE Harlow?

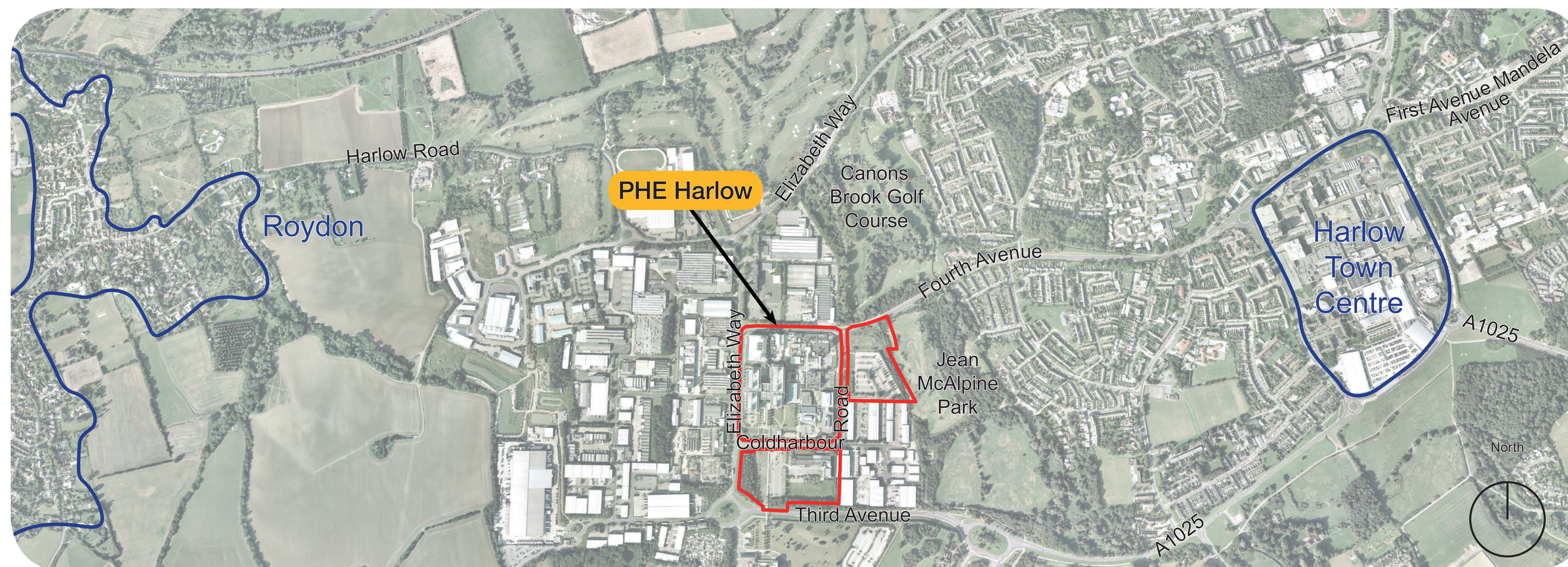
PHE Harlow is located on the former GlaxoSmithKline (GSK) site, around 1.5 miles west of Harlow town centre.

Since the 1950s, the area has been associated with science after Beecham Group located a number of laboratories on the Pinnacles Estate. When GSK was based there and also on their southern site, together they were known as the New Frontiers Science Park.

PHE purchased the 40-acre site from GSK in May 2017. For the previous seven years it had stood empty.



Images of the surrounding areas to the PHE Harlow site



What is PHE Harlow?

PHE Harlow will be a new centre of national and international scientific expertise and has been designed with the threat of a novel and pandemic infection in mind.

The 40-acre site will co-locate all of PHE's services from Colindale, most of those from Porton, as well as the London-based national functions and headquarters.

This will allow a critical mass of scientists and knowledge to come together in one location to strengthen research potential and the ability to protect public health.


Whilst the Harlow campus will keep PHE at the forefront of global public health, it will also deliver significant benefits at a local level.

We are determined to be a good neighbour and play an important part in the long-term prosperity and health of the town.

We have also been involved in discussions around the future of the town centre and proposals for the new Princess Alexandra Hospital.


PHE's existing and future locations

PHE Colindale



PHE
Residential Area

PHE Porton

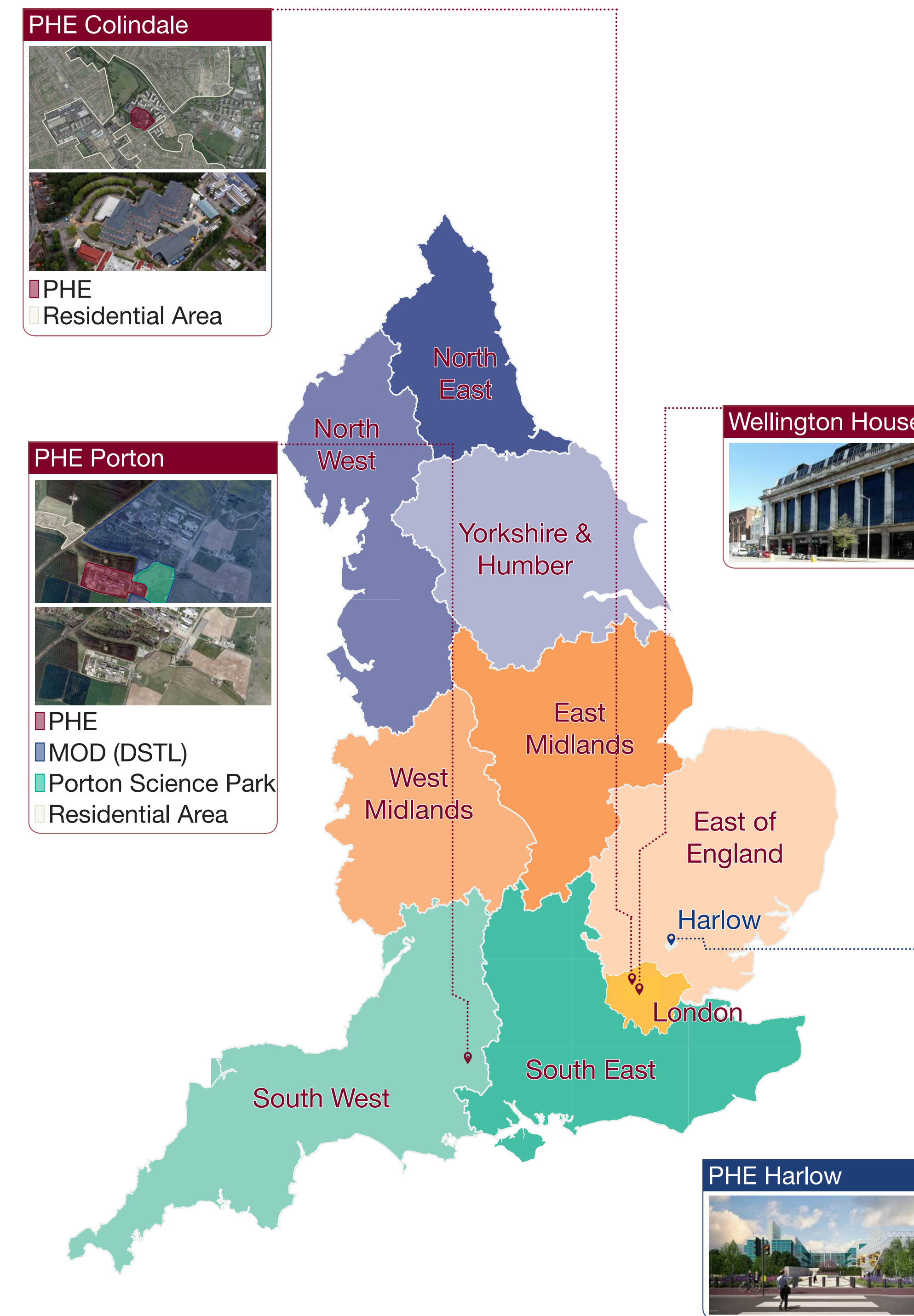


PHE
MOD (DSTL)
Porton Science Park
Residential Area

Wellington House

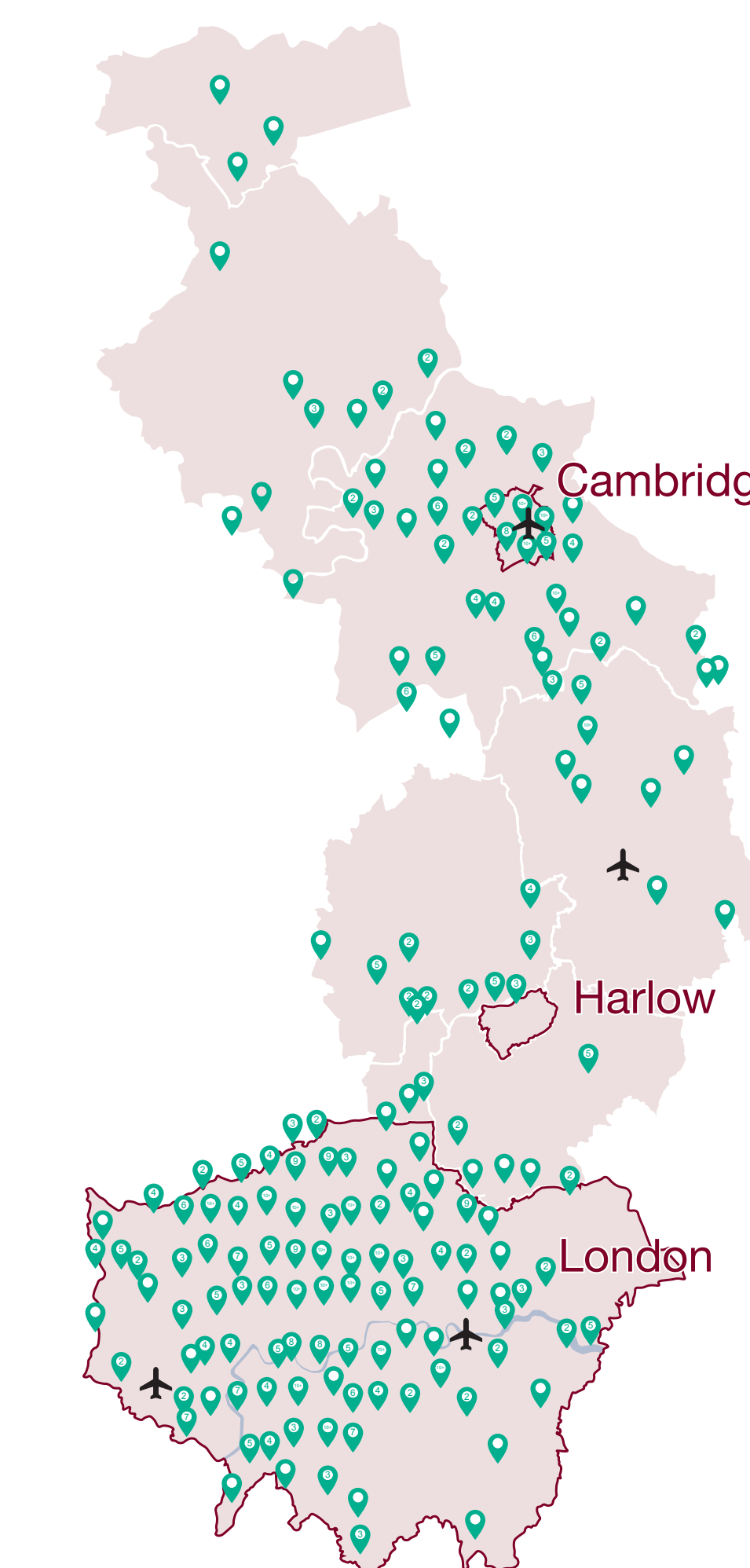


PHE Harlow



London-Cambridge corridor

The location of PHE's new campus has been strategically chosen to take full advantage of the concentration of related bioscience industry and academic institutions in the London-Cambridge corridor.



The Diagram Key:

- Life Science Centres/Locations
- Airport