



1 of 2

S. aureus (MRSA & MSSA) bacteraemia and *C. difficile* infections

MRSA bacteraemia




Jan - Mar 2019

Jan - Mar 2020

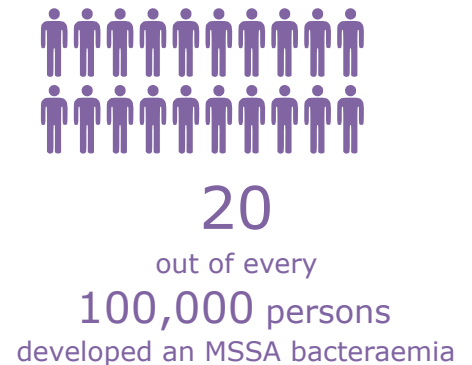


MSSA bacteraemia

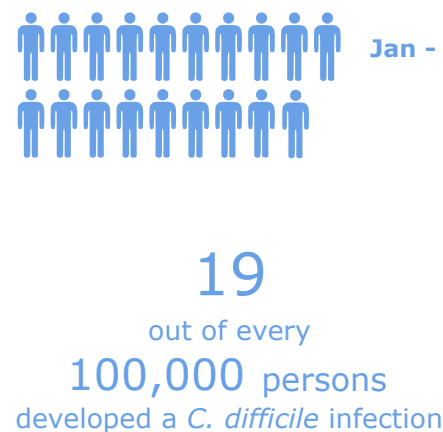


Jan - Mar 2019

Jan - Mar 2020



C. difficile infection



Jan - Mar 2019

Jan - Mar 2020





Gram-negative bacteraemias (*E. coli*, *Klebsiella* spp. and *P. aeruginosa*)

P. aeruginosa bacteraemia



Jan - Mar 2019

7 out of every

100,000 persons

developed a *P. aeruginosa* bacteraemia

Jan - Mar 2020

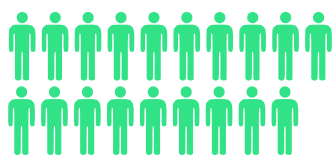


7 out of every

100,000 persons

developed a *P. aeruginosa* bacteraemia

Klebsiella spp. bacteraemia



Jan - Mar 2019

19 out of every

100,000 persons

developed a *Klebsiella* spp. bacteraemia

Jan - Mar 2020

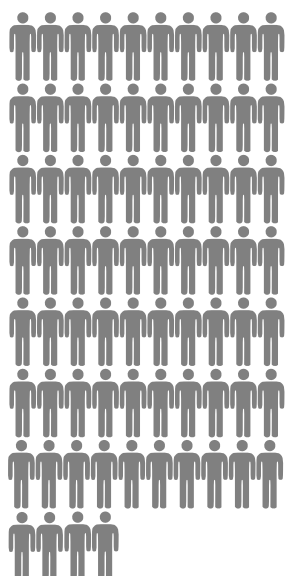


18 out of every

100,000 persons

developed a *Klebsiella* spp. bacteraemia

E. coli bacteraemia



Jan - Mar 2019

74

out of every

100,000 persons

developed an *E. coli* bacteraemia

Jan - Mar 2020

71

out of every

100,000 persons

developed an *E. coli* bacteraemia

