



# Hartlepool

Published March 2021

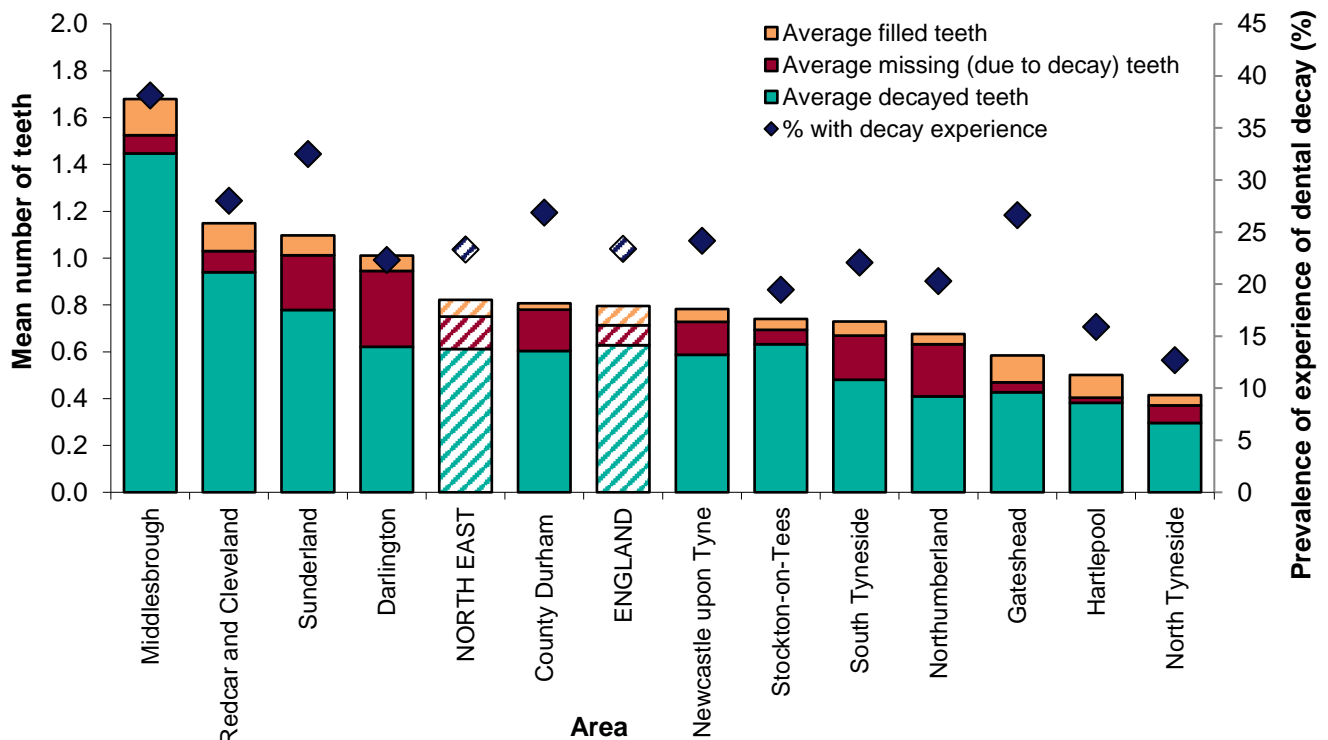
## Oral health of 5-year-old children

This profile describes the oral health of 5-year-olds living in Hartlepool. It uses data from the National Dental Epidemiology Programme 2019 survey of 5-year-old children<sup>1</sup>.

The profile is designed to help local government and health services improve the oral health and wellbeing of children and tackle health inequalities.

In Hartlepool 227 5-year-olds (approximately 63.2% of those sampled) were examined at school by trained and calibrated examiners using the national standard method<sup>2</sup>.

**Figure 1:** Prevalence of experience of dental decay and mean number of teeth with experience of dental decay in 5-year-olds in Hartlepool, other local authorities in the North East and England.



**Table 1:** Experience of dental decay in 5-year-olds in Hartlepool, other local authorities in the North East and England.

Local authority	Prevalence of experience of dental decay (%)	Mean number of teeth with experience of dental decay in all examined children n (95% confidence intervals)	Mean number of teeth with experience of dental decay in children with any decay experience n (95% confidence intervals)
Middlesbrough	38.1	1.7 (1.31 - 2.05)	4.4 (3.75 - 5.06)
Sunderland	32.5	1.1 (0.80 - 1.40)	3.4 (2.77 - 3.99)
Redcar and Cleveland	28.0	1.1 (0.78 - 1.51)	4.1 (3.23 - 4.98)
County Durham	26.8	0.8 (0.58 - 1.04)	3.0 (2.44 - 3.57)
Gateshead	26.6	0.6 (0.40 - 0.77)	2.2 (1.72 - 2.67)
Newcastle upon Tyne	24.2	0.8 (0.61 - 0.95)	3.2 (2.76 - 3.72)
ENGLAND	23.4	0.8 (0.78 - 0.81)	3.4 (3.36 - 3.44)
NORTH EAST	23.3	0.8 (0.75 - 0.89)	3.5 (3.32 - 3.72)
Darlington	22.3	1.0 (0.71 - 1.31)	4.5 (3.63 - 5.43)
South Tyneside	22.1	0.7 (0.46 - 1.00)	3.3 (2.42 - 4.18)
Northumberland	20.3	0.7 (0.48 - 0.87)	3.3 (2.71 - 3.96)
Stockton-on-Tees	19.5	0.7 (0.51 - 0.97)	3.8 (3.10 - 4.50)
Hartlepool	15.9	0.5 (0.29 - 0.71)	3.2 (2.25 - 4.06)
North Tyneside	12.7	0.4 (0.28 - 0.55)	3.3 (2.60 - 3.94)

**Table 2.** Measures of oral health among 5-year-olds in Hartlepool, it's statistical neighbours,<sup>i</sup> the North East and England.

	Hartlepool	Statistical neighbour within North East: Redcar and Cleveland	Statistical neighbour comparator 1: Redcar and Cleveland	North East	England
Prevalence of experience of dental decay	15.9%	28.0%	28.0%	23.3%	23.4%
Mean number of teeth with experience of dental decay	0.5	1.1	1.1	0.8	0.8
Mean number of teeth with experience of decay in those with experience of dental decay	3.2	4.1	4.1	3.5	3.4
Mean number of decayed teeth in those with experience of dental decay	2.3	3.2	3.2	2.6	2.7
Proportion with active decay	13.4%	25.1%	25.1%	19.9%	20.4%
Proportion with experience of tooth extraction <sup>ii</sup>	2.1%	3.0%	3.0%	3.1%	2.2%
Proportion with dental abscess	3.3%	2.5%	2.5%	1.6%	1.0%
Proportion with teeth decayed into pulp	3.2%	6.4%	6.4%	4.0%	3.3%
Proportion with decay affecting incisors <sup>iii</sup>	3.3%	10.7%	10.7%	5.6%	5.2%
Proportion with high levels of plaque present on upper front teeth <sup>iv</sup>	0.0%	0.8%	0.8%	2.2%	1.2%

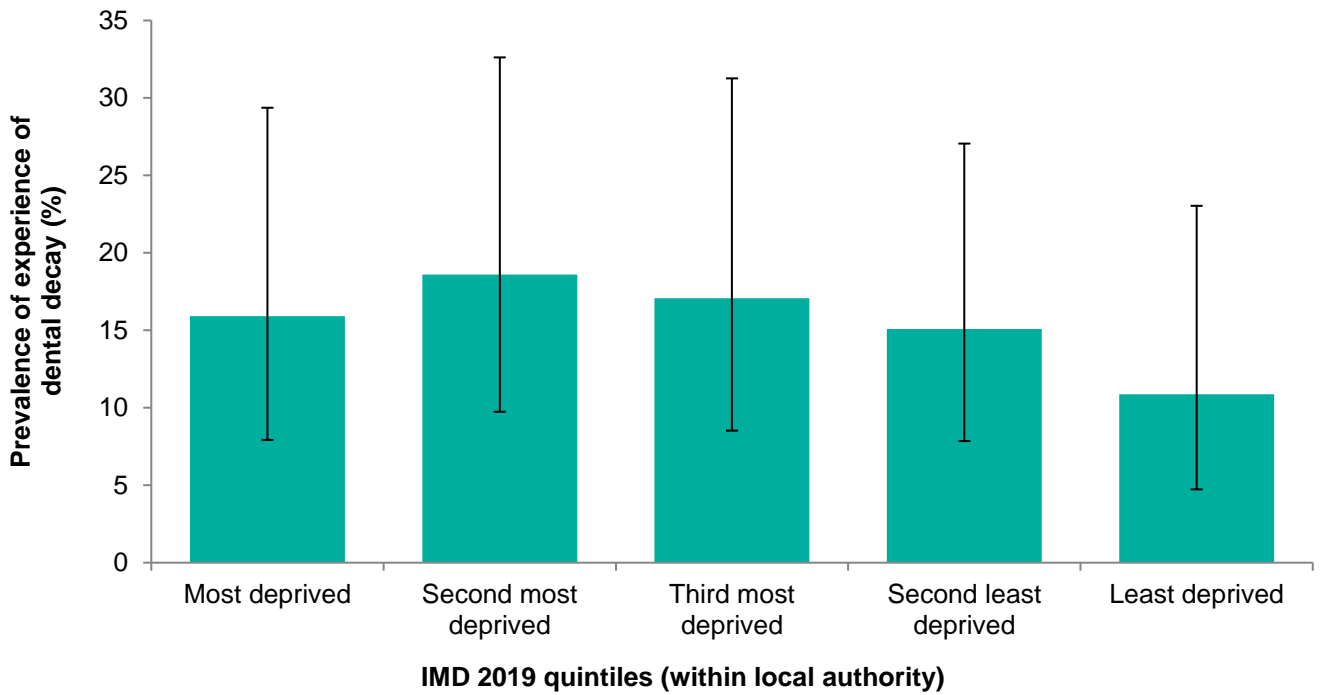
<sup>i</sup> generated by the children's services statistical neighbour benchmarking tool, the neighbour within the North East has "Very Close" comparator characteristics and the national neighbour 1 has "Very Close" comparator characteristics<sup>3</sup>.

<sup>ii</sup> experience of extraction of one or more teeth on one or more occasions.

<sup>iii</sup> dental decay involving one or more surfaces of upper anterior teeth.

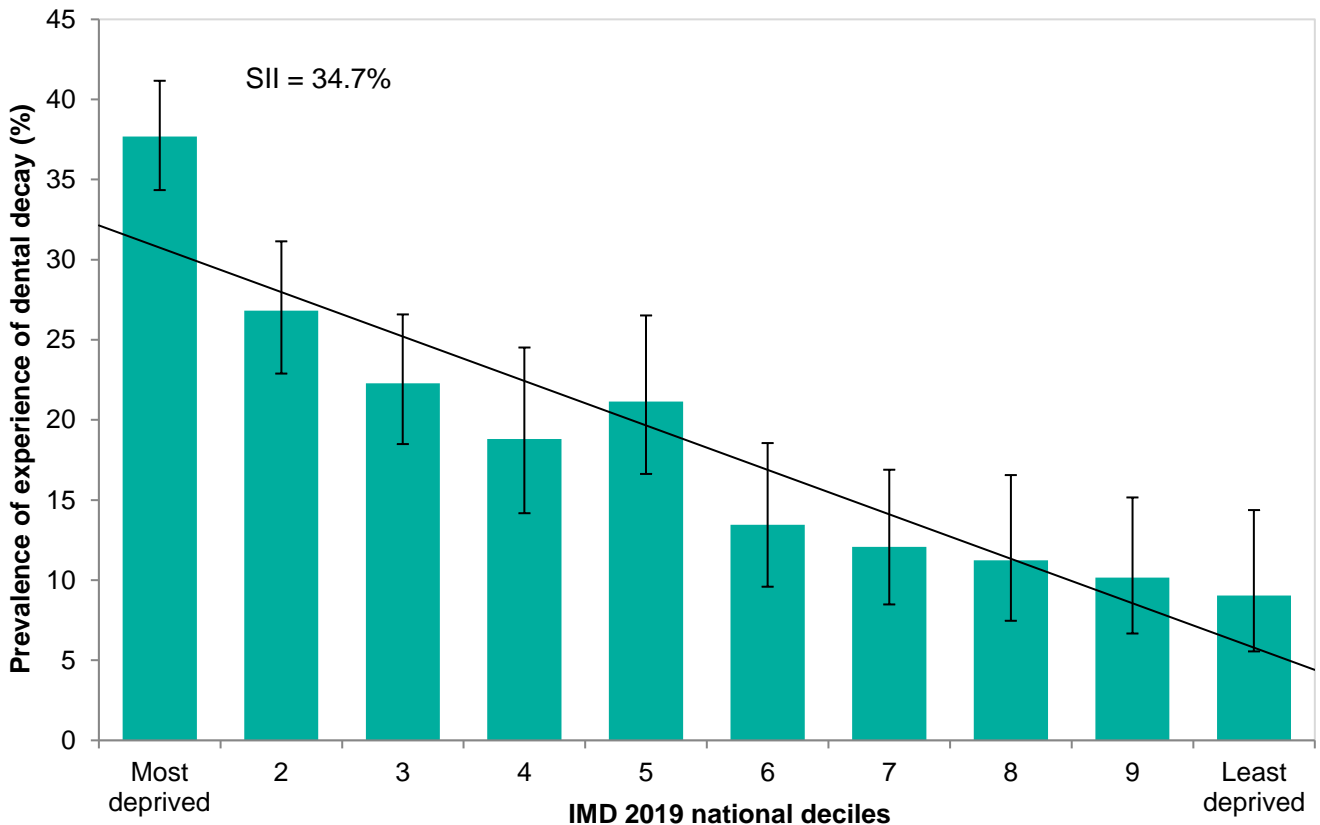
<sup>iv</sup> indicative of poor tooth brushing habits.

**Figure 2:** Prevalence of experience of dental decay in 5-year-olds in Hartlepool, by local authority Index of Multiple Deprivation (IMD) 2019 quintiles.



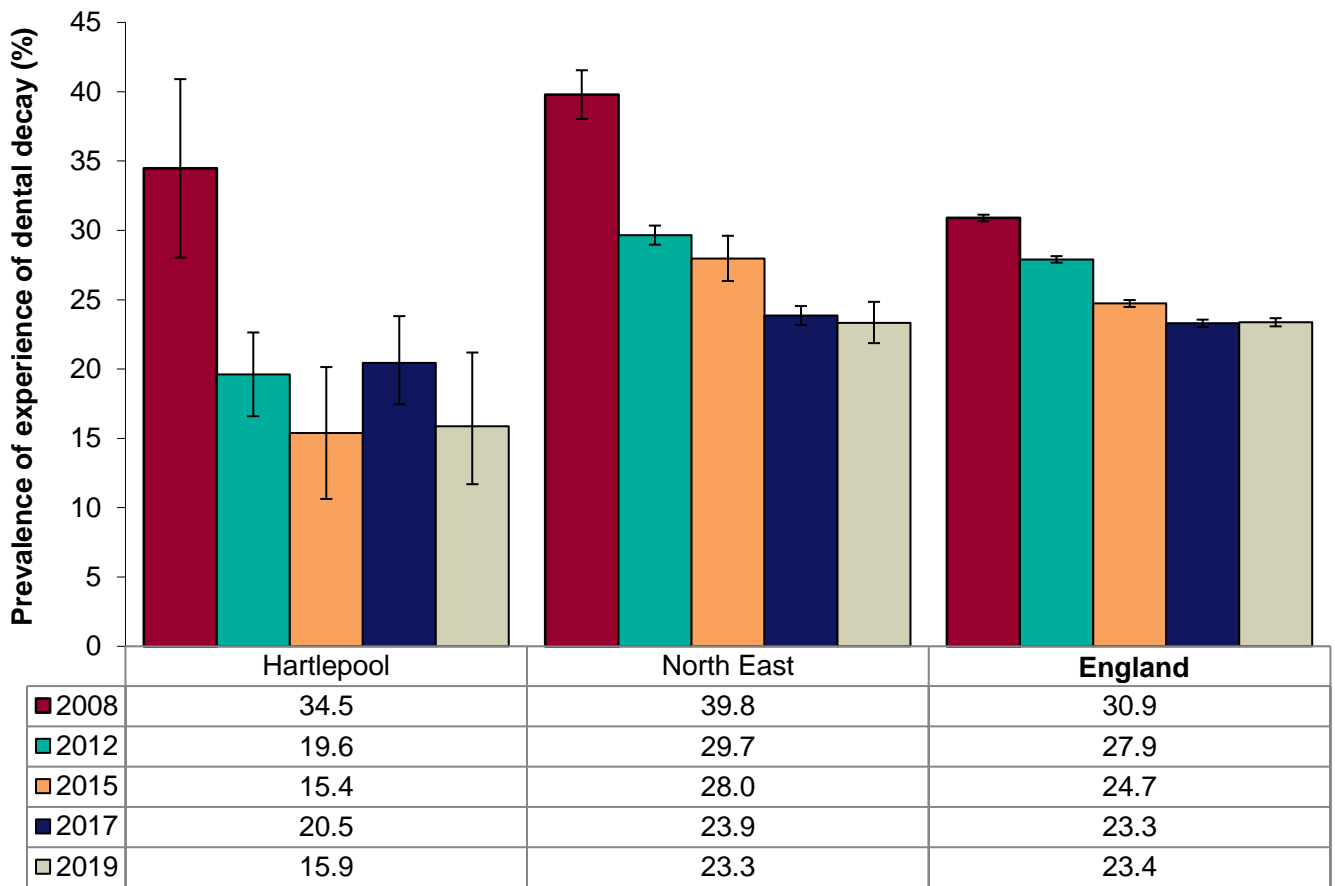
Error bars represent 95% confidence limits

**Figure 3:** Slope index of inequality in the prevalence of experience of dental decay in 5-year-olds in the North East.



Error bars represent 95% confidence limits

**Figure 4:** Prevalence of experience of dental decay in 5-year-olds in Hartlepool, the North East and England, by year.

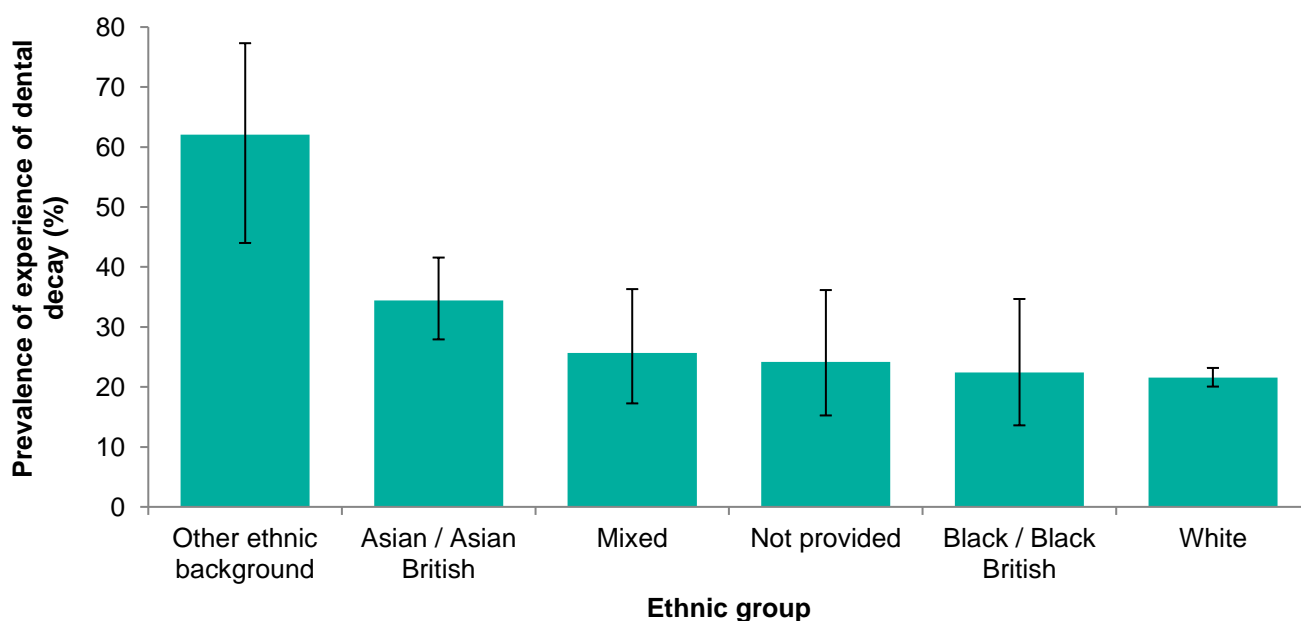


Error bars represent 95% confidence limits

**Table 3:** Experience of dental decay in 5-year-olds in the North East, by ethnic group.

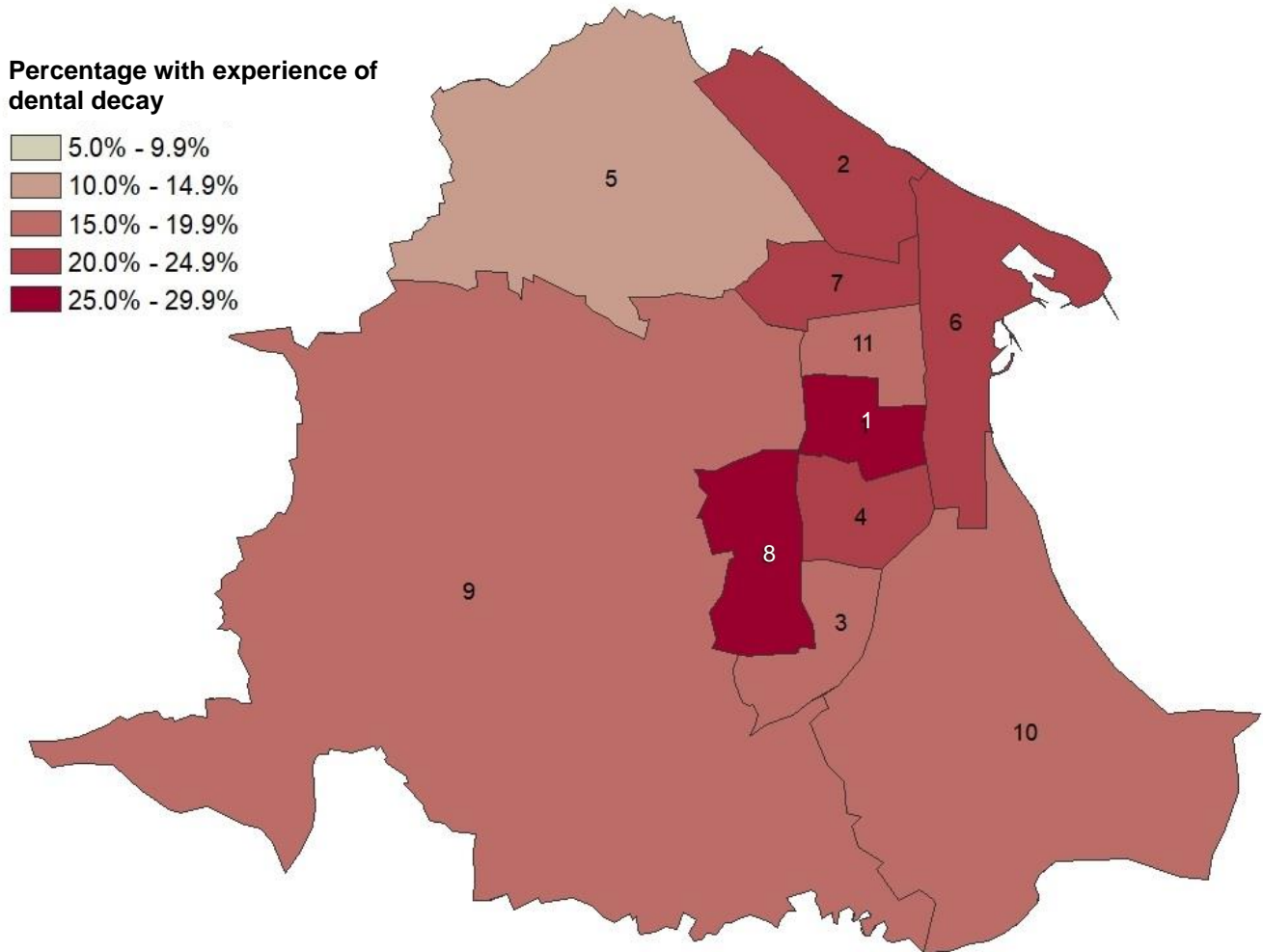
Ethnic group	Number of children examined (N)	Prevalence of experience of dental decay (%)	Mean number of teeth with experience of dental decay among children with any experience of dental decay n (95% CI)	Prevalence of dental decay affecting incisors (%)
Other ethnic background	29	62.1	4.8 (3.23 - 6.33)	27.6
Asian / Asian British	183	34.4	3.5 (2.87 - 4.21)	13.1
Mixed	78	25.6	3.6 (2.51 - 4.69)	5.1
Not provided	62	24.2	2.5 (1.70 - 3.23)	9.7
Black / Black British	58	22.4	3.1 (1.34 - 4.82)	1.7
White	2,689	21.6	3.5 (3.28 - 3.72)	4.8
North East	3,099	23.3	3.5 (3.32 - 3.72)	5.6

**Figure 5:** Prevalence of experience of dental decay in 5-year-olds in the North East, by ethnic group.



Error bars represent 95% confidence limits

**Figure 6:** Prevalence of experience of dental decay in 5-year-olds in Hartlepool, by ward, 2017.



Key	Label
1	Burn Valley (27.4%)
2	De Bruce (20.5%)
3	Fens and Rossmere (16.7%)
4	Foggy Furze (23.5%)
5	Hart (10.2%)
6	Headland and Harbour (24.6%)
7	Jesmond (23.5%)
8	Manor House (25.5%)
9	Rural West (16.7%)
10	Seaton (19.0%)
11	Victoria (18.8%)

## Summary

In Hartlepool average levels of dental decay are lower than the average for England, however, within Hartlepool there are areas where there are higher than average levels of experience of dental decay. The highest levels of experience of dental decay are clustered around the Burn Valley and Manor House wards.

Commissioning High Quality Information to Support Oral Health Improvement: A toolkit about dental epidemiology for local authorities, commissioners and partners is available to support the commissioning of oral health surveys<sup>4</sup>.

Public health interventions can improve child oral health at a local level. Local authorities improving oral health: commissioning better oral health for children and young people is available to support local authorities to commission oral health improvement programmes for children and young people aged up to 19 years<sup>5</sup>.

If further local analysis is required, please contact the national dental public health team:  
[DentalPHIntelligence@phe.gov.uk](mailto:DentalPHIntelligence@phe.gov.uk)

## References

1. Public Health England (2020). National Dental Epidemiology Programme for England: oral health survey of 5-year-olds 2019 [Online]. Available at: <https://www.gov.uk/government/statistics/oral-health-survey-of-5-year-old-children-2019> [Accessed 29 May 2020].
2. Pine, C.M., Pitts, N.B. and Nugent, Z.J. (1997a). British Association for the Study of Community Dentistry (BASCD) guidance on the statistical aspects of training and calibration of examiners for surveys of child dental health. A BASCD co-ordinated dental epidemiology programme quality standard. Community Dental Health 14 (Supplement 1):18-29.
3. Children's services statistical neighbour benchmarking tool [online]. Available at: [www.gov.uk/government/publications/local-authority-interactive-tool-lait](http://www.gov.uk/government/publications/local-authority-interactive-tool-lait) [Accessed 29 May 2020].
4. Public Health England (2016). Commissioning high quality information to support oral health improvement. A toolkit about dental epidemiology for local authorities, commissioners and partners [Online]. Available at: [https://assets.publishing.service.gov.uk/government/uploads/system/uploads/attachment\\_data/file/773332/Commissioning\\_High\\_Quality\\_Information\\_to\\_Support\\_Oral\\_Health\\_Improvement.pdf](https://assets.publishing.service.gov.uk/government/uploads/system/uploads/attachment_data/file/773332/Commissioning_High_Quality_Information_to_Support_Oral_Health_Improvement.pdf)



5. Public Health England (2014). Local authorities improving oral health: commissioning better oral health for children and young people [Online]. Available at: [https://assets.publishing.service.gov.uk/government/uploads/system/uploads/attachment\\_data/file/321503/CBOHMaindocumentJUNE2014.pdf](https://assets.publishing.service.gov.uk/government/uploads/system/uploads/attachment_data/file/321503/CBOHMaindocumentJUNE2014.pdf)

More information is available at [www.gov.uk/government/collections/oral-health](http://www.gov.uk/government/collections/oral-health)  
Please send any enquiries to [DentalPHIntelligence@phe.gov.uk](mailto:DentalPHIntelligence@phe.gov.uk)

PHE publications gateway number: GW-1530

© Crown Copyright, 2021. You may re-use this information (not including logos) free of charge in any format or medium, under the terms of the Open Government Licence. To view this licence, visit [www.nationalarchives.gov.uk/doc/open-government-licence](http://www.nationalarchives.gov.uk/doc/open-government-licence)