



Rotherham

Published December 2020

Oral health of 5-year-old children

This profile describes the oral health of 5-year-olds living in Rotherham. It uses data from the National Dental Epidemiology Programme 2019 survey of 5-year-old children¹.

The profile is designed to help local government and health services improve the oral health and wellbeing of children and tackle health inequalities.

In Rotherham 252 5-year-olds (approximately 65.5% of those sampled) were examined at school by trained and calibrated examiners using the national standard method².

Figure 1: Prevalence of experience of dental decay and mean number of teeth with experience of dental decay in 5-year-olds in Rotherham, other local authorities in Yorkshire and The Humber and England.

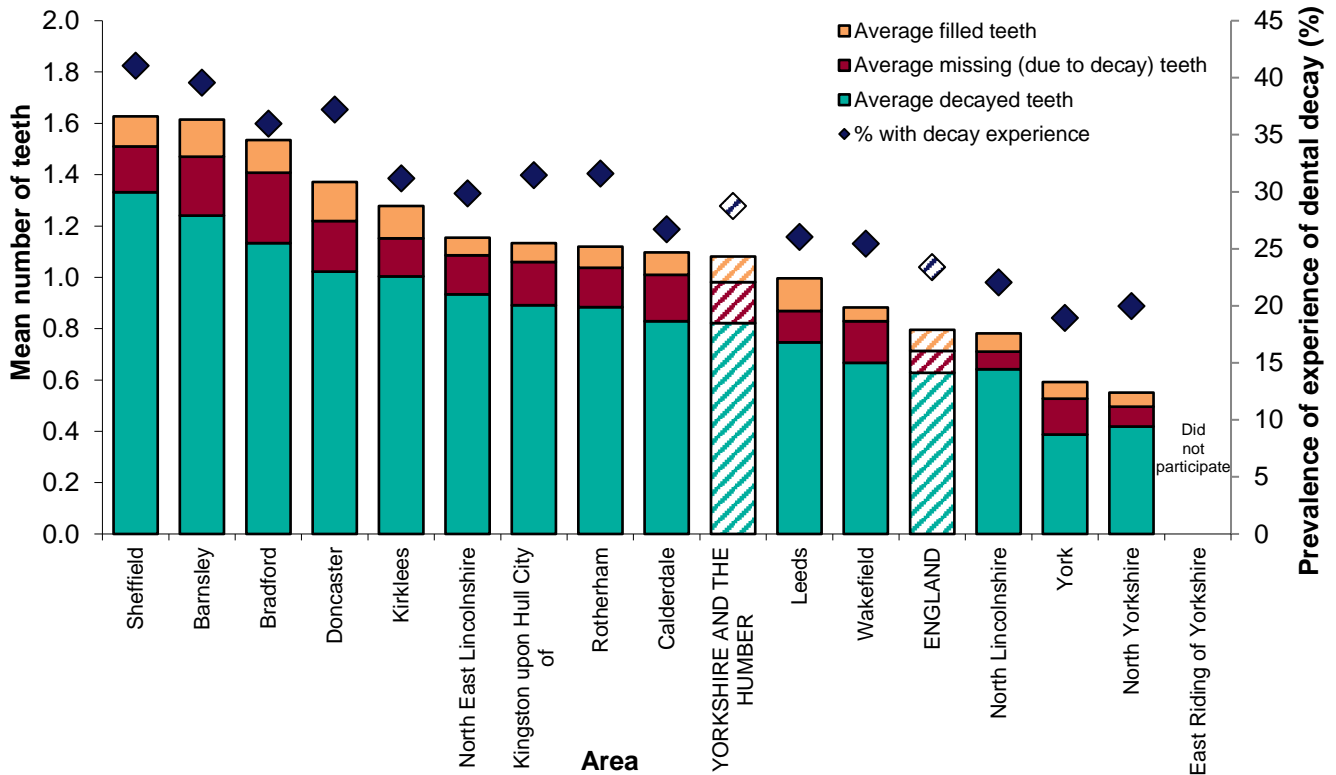


Table 1: Experience of dental decay in 5-year-olds in Rotherham, other local authorities in Yorkshire and The Humber and England.

Local authority	Prevalence of experience of dental decay (%)	Mean number of teeth with experience of dental decay in all examined children n (95% confidence intervals)	Mean number of teeth with experience of dental decay in children with any decay experience n (95% confidence intervals)
Sheffield	41.0	1.6 (1.26 - 1.99)	4.0 (3.32 - 4.60)
Barnsley	39.6	1.6 (1.25 - 1.98)	4.1 (3.42 - 4.74)
Doncaster	37.2	1.4 (1.06 - 1.68)	3.7 (3.07 - 4.30)
Bradford	36.0	1.5 (1.37 - 1.70)	4.3 (3.94 - 4.60)
Rotherham	31.6	1.1 (0.84 - 1.40)	3.5 (2.92 - 4.17)
Kingston upon Hull, City of	31.4	1.1 (0.85 - 1.42)	3.6 (2.96 - 4.25)
Kirklees	31.2	1.3 (0.98 - 1.58)	4.1 (3.40 - 4.80)
North East Lincolnshire	29.8	1.2 (0.86 - 1.45)	3.9 (3.21 - 4.53)
Yorkshire and The Humber	28.7	1.1 (1.02 - 1.14)	3.8 (3.62 - 3.90)
Calderdale	26.7	1.1 (0.83 - 1.36)	4.1 (3.51 - 4.70)
Leeds	26.0	1.0 (0.87 - 1.12)	3.8 (3.49 - 4.16)
Wakefield	25.4	0.9 (0.65 - 1.11)	3.5 (2.85 - 4.09)
England	23.4	0.8 (0.78 - 0.81)	3.4 (3.36 - 3.44)
North Lincolnshire	22.0	0.8 (0.51 - 1.06)	3.5 (2.66 - 4.44)
North Yorkshire	20.0	0.6 (0.48 - 0.63)	2.8 (2.50 - 3.01)
York	18.9	0.6 (0.25 - 0.94)	3.1 (2.62 - 3.64)
East Riding of Yorkshire	Did not participate		

Table 2. Measures of oral health among 5-year-olds in Rotherham, it's statistical neighbours,ⁱ Yorkshire and The Humber and England.

	Rotherham	Statistical neighbour within Yorkshire and The Humber: Doncaster	Statistical neighbour comparator 1: Doncaster	Yorkshire and The Humber	England
Prevalence of experience of dental decay	31.6%	37.2%	37.2%	28.7%	23.4%
Mean number of teeth with experience of dental decay	1.1	1.4	1.4	1.1	0.8
Mean number of teeth with experience of decay in those with experience of dental decay	3.5	3.7	3.7	3.8	3.4
Mean number of decayed teeth in those with experience of dental decay	2.8	2.9	2.9	2.8	2.7
Proportion with active decay	27.4%	33.2%	33.2%	24.8%	20.4%
Proportion with experience of tooth extraction ⁱⁱ	4.2%	3.8%	3.8%	3.6%	2.2%
Proportion with dental abscess	1.2%	3.0%	3.0%	1.4%	1.0%
Proportion with teeth decayed into pulp	5.9%	7.0%	7.0%	5.2%	3.3%
Proportion with decay affecting incisors ⁱⁱⁱ	9.7%	9.3%	9.3%	7.6%	5.2%
Proportion with high levels of plaque present on upper front teeth ^{iv}	0.0%	0.0%	0.0%	1.3%	1.2%

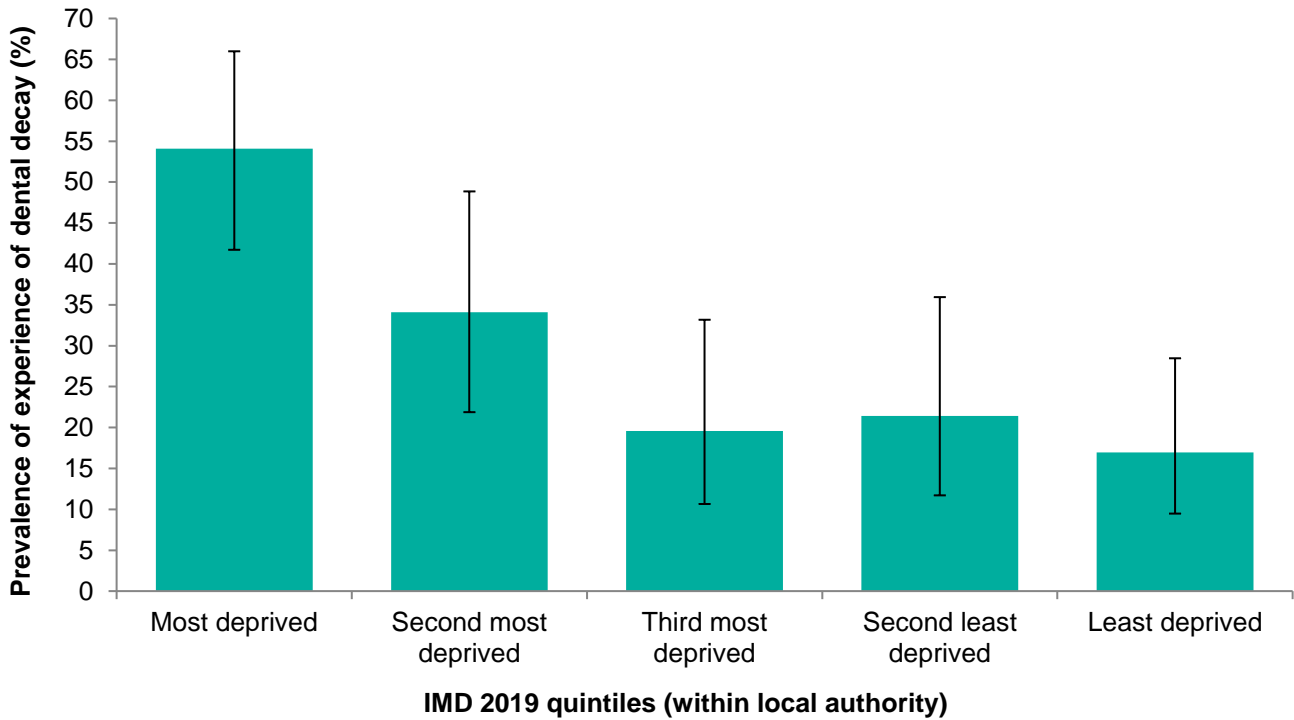
ⁱ generated by the children's services statistical neighbour benchmarking tool, the neighbour within Yorkshire and The Humber has "Extremely Close" comparator characteristics and the national neighbour 1 has "Extremely Close" comparator characteristics³.

ⁱⁱ experience of extraction of one or more teeth on one or more occasions.

ⁱⁱⁱ dental decay involving one or more surfaces of upper anterior teeth.

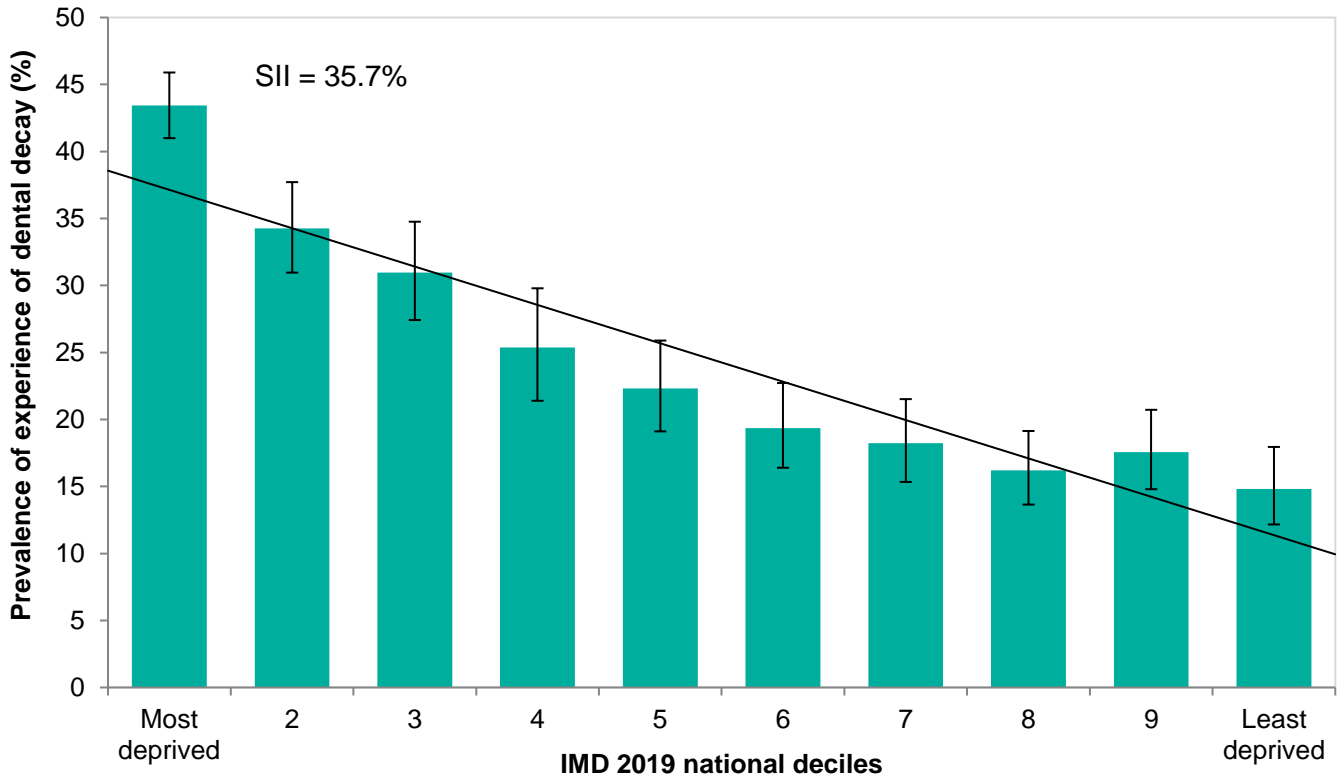
^{iv} indicative of poor tooth brushing habits.

Figure 2: Prevalence of experience of dental decay in 5-year-olds in Rotherham, by local authority Index of Multiple Deprivation (IMD) 2019 quintiles.



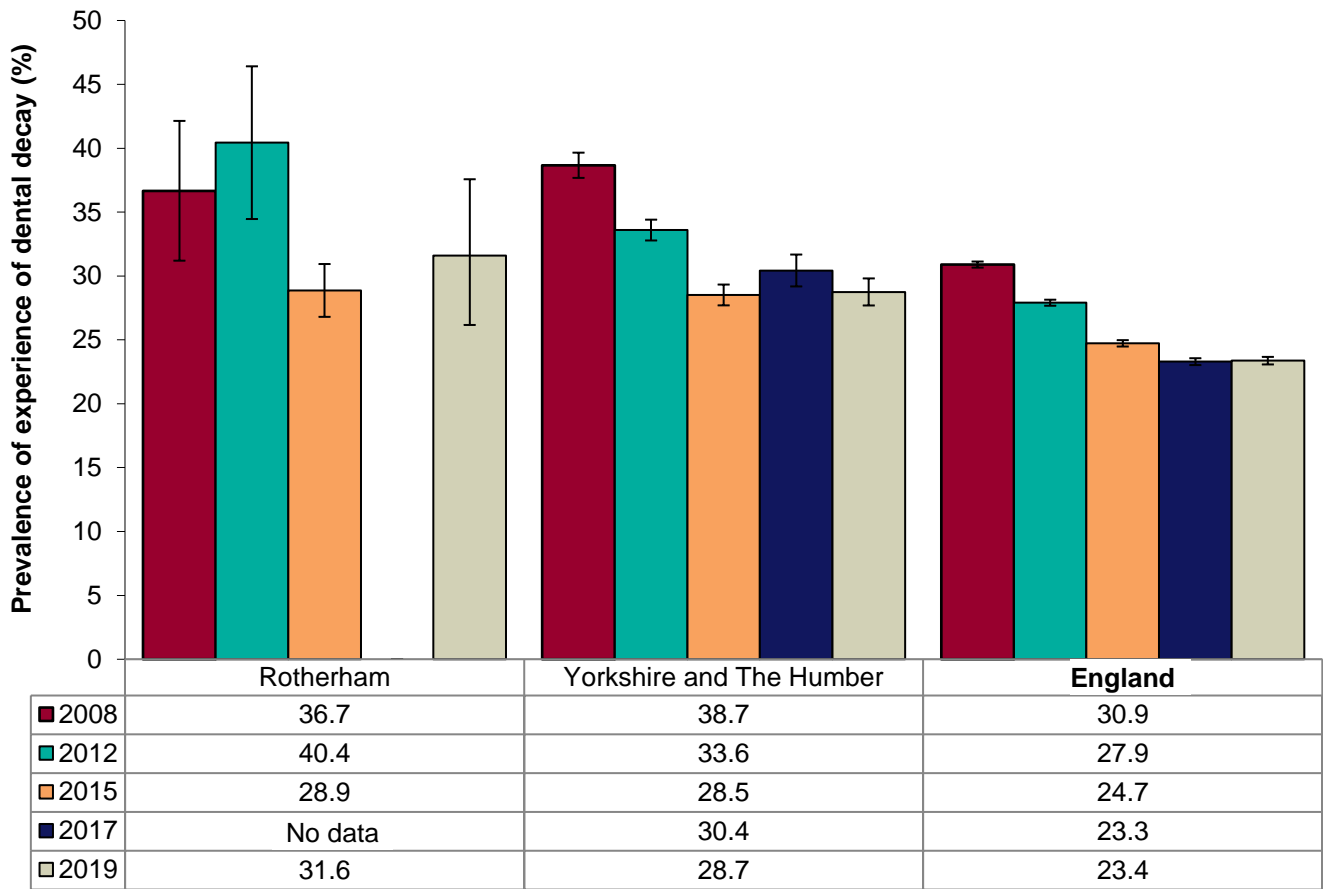
Error bars represent 95% confidence limits

Figure 3: Slope index of inequality in the prevalence of experience of dental decay in 5-year-olds in Yorkshire and The Humber.



Error bars represent 95% confidence limits

Figure 4: Prevalence of experience of dental decay in 5-year-olds in Rotherham, Yorkshire and The Humber and England, by year.

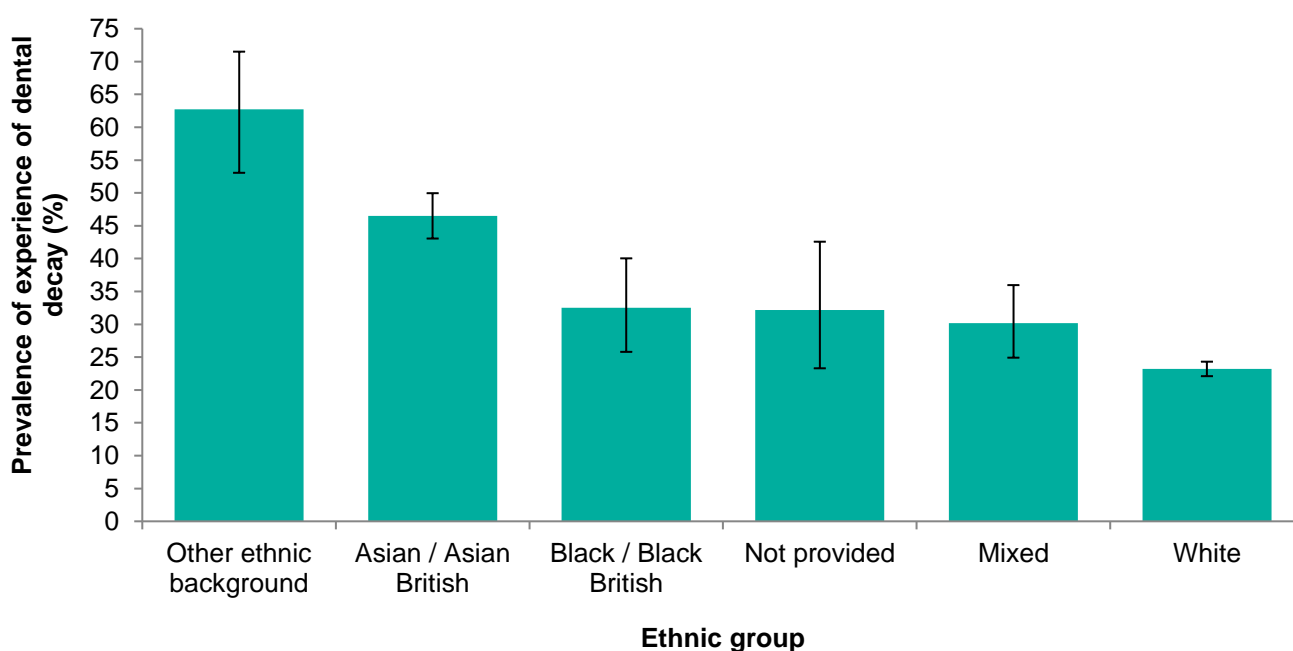


Error bars represent 95% confidence limits

Table 3: Experience of dental decay in 5-year-olds in Yorkshire and The Humber, by ethnic group.

Ethnic group	Number of children examined (N)	Prevalence of experience of dental decay (%)	Mean number of teeth with experience of dental decay among children with any experience of dental decay n (95% CI)	Prevalence of dental decay affecting incisors (%)
Other ethnic background	102	62.7	5.2 (4.26 - 6.08)	31.4
Asian / Asian British	798	46.5	4.4 (4.10 - 4.78)	16.3
Black / Black British	163	32.5	4.3 (3.36 - 5.21)	11.7
Not provided	87	32.2	4.2 (2.89 - 5.47)	8.0
Mixed	262	30.2	3.7 (3.04 - 4.35)	7.6
White	5,607	23.2	3.3 (3.17 - 3.47)	4.9
Yorkshire and The Humber	7,019	28.7	1.1 (3.62 - 3.90)	7.6

Figure 5: Prevalence of experience of dental decay in 5-year-olds in Yorkshire and The Humber, by ethnic group.



Error bars represent 95% confidence limits

Table 4: Prevalence and severity of experience of dental decay in 5-year-olds in Rotherham, by localities.

Locality	Prevalence of experience of dental decay (%)	Mean number of teeth with experience of dental decay in all examined children n (95% CI)	Mean number of teeth with experience of dental decay in children with any decay experience n (95% CI)
Central	44.8	1.6 (0.97 - 2.26)	3.6 (2.52 - 4.68)
South	25.0	0.9 (0.57 - 1.26)	3.7 (2.82 - 4.52)
North	24.5	0.8 (0.31 - 1.27)	3.2 (1.99 - 4.47)

Summary

In Rotherham, average levels of dental decay are higher than the average for England. Within Rotherham, the highest levels of experience of dental decay are clustered around the Central locality.

The small sample size means it is not possible to provide information at ward level. Future surveys could be commissioned to provide larger samples to facilitate local analysis. Commissioning High Quality Information to Support Oral Health Improvement: A toolkit about dental epidemiology for local authorities, commissioners and partners is available to support the commissioning of oral health surveys⁴.

Public health interventions can improve child oral health at a local level. Local authorities improving oral health: commissioning better oral health for children and young people is available to support local authorities to commission oral health improvement programmes for children and young people aged up to 19 years⁵.

If further local analysis is required, please contact the national dental public health team:
DentalPHIntelligence@phe.gov.uk

References

1. Public Health England (2020). National Dental Epidemiology Programme for England: oral health survey of 5-year-olds 2019 [Online]. Available at: <https://www.gov.uk/government/statistics/oral-health-survey-of-5-year-old-children-2019> [Accessed 29 May 2020].
2. Pine, C.M., Pitts, N.B. and Nugent, Z.J. (1997a). British Association for the Study of Community Dentistry (BASCD) guidance on the statistical aspects of training and calibration of examiners for surveys of child dental health. A BASCD co-ordinated dental epidemiology programme quality standard. Community Dental Health 14 (Supplement 1):18-29.
3. Children's services statistical neighbour benchmarking tool [online]. Available at: www.gov.uk/government/publications/local-authority-interactive-tool-lait [Accessed 29 May 2020].
4. Public Health England (2016). Commissioning high quality information to support oral health improvement. A toolkit about dental epidemiology for local authorities, commissioners and partners [Online]. Available at: https://assets.publishing.service.gov.uk/government/uploads/system/uploads/attachment_data/file/773332/Commissioning_High_Quality_Information_to_Support_Oral_Health_Improvement.pdf
5. Public Health England (2014). Local authorities improving oral health: commissioning better oral health for children and young people [Online]. Available at: https://assets.publishing.service.gov.uk/government/uploads/system/uploads/attachment_data/file/321503/CBOHMaindocumentJUNE2014.pdf

More information is available at www.gov.uk/government/collections/oral-health
Please send any enquiries to DentalPHIntelligence@phe.gov.uk

PHE publications gateway number: GW-1530

© Crown Copyright, 2020. You may re-use this information (not including logos) free of charge in any format or medium, under the terms of the Open Government Licence. To view this licence, visit www.nationalarchives.gov.uk/doc/open-government-licence