

INSTRUCTIONS FOR USE

Disposable sampling swab


【Product Name】 Disposable sampling swab

【Product Model】 Type A(A-01, A-02, A-03, A-04, A-05), Type B, Type C, Type D, Type E, Type F


【Product structure】

1. The Type A sampling swab consists of a sampling head and a sampling handle. The sampling head is a fluffy head made of medical grade PA66 (polyamide 66) material. The sample handle material is made of ABS (Acrylonitrile Butadiene Styrene) or PP (Polypropylene) material. Type B and Type C consist of a sampling swab, sheath, and protective cap; the sheath and cap are made of PP (Polypropylene) material. The type D, E, F sampling swab consists of a sampling head and a sampling handle. The sampling head of type D is made of Polyester, The sampling head of type E is made of Rayon, The sampling head of type F is made of Absorbent cotton. The sampling handle of type D, E, F is made of PS(Polystyrene) or PP or wood.


2. The structural schematic of the sampling swab are shown in following Figures.




Type A-01




Type A-02



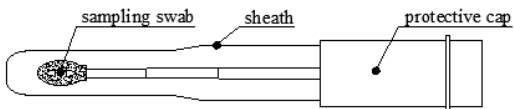
Type A-03



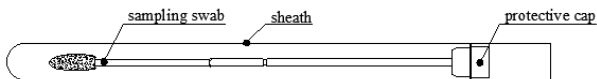
Type A-04




Type A-05



Type B



Type C



Type D, E, F

【Intended Use】

It is mainly used for clinical cell sampling and smear.

【Contraindication】

No











【Steps to use】









1. Open the package, gently insert the sample swab into the sampling site while holding the handle.
2. Gently rotate the sampling swab 3~5 turns and slowly remove it.
3. The extracted sample is placed in the sample collection tube, and then sealed to complete the sampling. The B, C-type can be directly covered with a sheath after sampling.

【Precaution】

1. Please check the packaging and the product carefully before use. If either of them is damaged, it is strictly forbidden to use.
2. This product is for one-time use only. It should be strictly in accordance with the aseptic operation specifications. Please destroy it immediately after use. It is forbidden to reuse. The disposal of wastes shall be carried out in accordance with national environmental protection laws and regulations.
3. Please read the instruction manual carefully, pay attention to the expiry date of the product before use. Do not use it after the deadline.

【Definitions of Signs】

	Sterilized using ethylene oxide		Do not re-use
	Do not use if package is damaged		Do not re-sterilize
	Caution		Fragile, handle with care
	Upward		Keep dry
	Batch code		Use-by date

	Manufacturer		Authorized representative in the European Community
	Date of manufacture		Consult instructions for use
	Temperature limit		Keep away from sunlight
	Stacking limit by number		" CE " Marking

【Storage and transportation】

1. The product should be stored in a room with a temperature of $-10^{\circ}\text{C}\sim 40^{\circ}\text{C}$, relative humidity of not more than 80%, good ventilation, no corrosive gas.
2. The product should be protected from heavy pressure, strong vibration, direct sunlight, high temperature, moisture, rain and corrosive gases or liquids during transportation.

【Sterilization】 EO sterilization

【Shelf Life】 2 years after sterilization



Jiangsu HanHeng Medical Technology Co., Ltd.
16-B4, #1 North Qingyang Road, Tianning District,
213017 Changzhou, Jiangsu, China



Name: Luxus Lebenswelt GmbH
Add: Kochstr. 1, 47877, Willich, Germany

Contact Person: 

Tel/Fax: 

E-mail: 

【Version】 2020.08.20

A/1