



Making Every Contact Count

across Gateshead



Spring Games and
Activities

Wordsearch

Can you find the 12 words below associated with Spring?

B	Y	W	U	W	S	H	O	W	E	R	S	Y
U	T	O	F	T	A	B	B	M	A	L	T	B
T	K	F	L	B	R	A	I	N	B	O	W	P
T	E	I	O	R	S	C	H	I	C	K	S	O
E	R	L	W	E	F	M	N	B	Y	U	E	Y
R	S	L	E	A	R	L	M	U	A	I	L	O
F	P	I	R	R	M	F	T	F	N	U	D	E
L	R	D	S	B	T	O	B	E	R	T	D	C
Y	A	O	M	T	B	R	S	W	A	O	U	H
W	B	F	G	U	A	T	U	S	O	U	P	K
D	B	F	S	L	T	S	E	W	O	B	R	F
G	I	A	G	E	G	G	S	U	S	L	Y	W
H	T	D	B	S	G	H	F	L	H	K	B	E


Blossom
Butterfly
Chicks

Daffodil
Eggs
Flowers

Lamb
Nest
Puddles

Rabbit
Rainbow
Showers





Wordsearch

Can you find the 12 words below associated with Spring?

D	I	A	P	K	R	D	U	P	S	H	T	G
U	P	L	U	G	A	R	D	E	N	B	U	H
C	U	L	A	S	I	E	L	L	P	E	L	L
H	G	E	P	U	N	A	E	L	C	A	I	G
T	D	R	L	S	T	H	K	G	D	S	P	N
Y	U	B	R	B	U	L	D	Y	U	S	S	I
U	C	M	E	E	Y	K	B	K	T	A	A	T
M	K	U	S	E	A	U	H	E	S	R	N	N
B	L	E	M	G	G	T	K	S	R	G	U	A
N	I	E	T	H	L	S	E	H	A	T	E	L
G	N	G	A	U	A	S	E	I	T	U	R	P
S	G	U	K	B	L	A	S	K	G	C	B	T
K	E	S	U	N	S	H	I	N	E	U	M	I


Basket
Bee
Clean up

Cut grass
Duckling
Garden


Ladybug
Planting
Rain

Sunshine
Tulips
Umbrella








Crossword





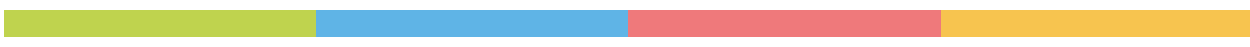




Fill in the blanks using the pictures as a guide

Across



Down





Quiz

1. Name a yellow spring flower

2. What is spring cleaning?

3. The spring season comes after which season?

4. What name is given to the first day of spring when the night and day are the same length?

5. What is a baby sheep called?


6. What day is the first day of Spring?

7. Finish the saying "April Showers bring May..."

8. How large is an average bumblebee colony?

9. How heavy is the most common bat in Britain, a pipistrelle bat?

10. How long will a sheep's wool grow before being shed?



Colour Grid



0	0	0	0	0	0	0	3	3	3	0	0	0	0	0	0	0
0	0	0	0	0	0	5	4	3	4	5	0	0	0	0	0	0
0	0	0	0	0	3	3	5	4	5	3	3	0	0	0	0	0
0	0	0	0	3	1	3	3	5	3	3	1	3	0	0	0	0
0	0	0	3	1	2	1	3	3	3	1	2	1	3	0	0	0
0	0	0	1	2	3	2	1	3	1	2	3	2	1	0	0	0
0	0	1	2	3	3	3	2	1	2	3	3	3	2	1	0	0
0	0	2	3	3	4	3	3	2	3	3	4	3	3	2	0	0
0	0	3	3	4	5	4	3	3	3	4	5	4	3	3	0	0
0	0	3	4	5	3	5	4	3	4	5	3	5	4	3	0	0
0	0	4	5	3	3	3	5	4	5	3	3	3	5	4	0	0
0	0	5	3	3	1	3	3	5	3	3	1	3	3	5	0	0
0	0	3	3	1	2	1	3	3	3	1	2	1	3	3	0	0
0	0	3	1	2	3	2	1	3	1	2	3	2	1	3	0	0
0	0	0	2	3	3	3	2	1	2	3	3	3	2	0	0	0
0	0	0	0	3	4	3	3	2	3	3	4	3	0	0	0	0
0	0	0	0	0	5	4	3	3	3	4	5	0	0	0	0	0

Grab your pens and pencils to colour in the above grid, using the key below, to find out what brightly colour wrapped, sweet treat children usually eat during the Easter Holidays

0 = White

1 = Orange

2 = Red





3 = Blue

4 = purple


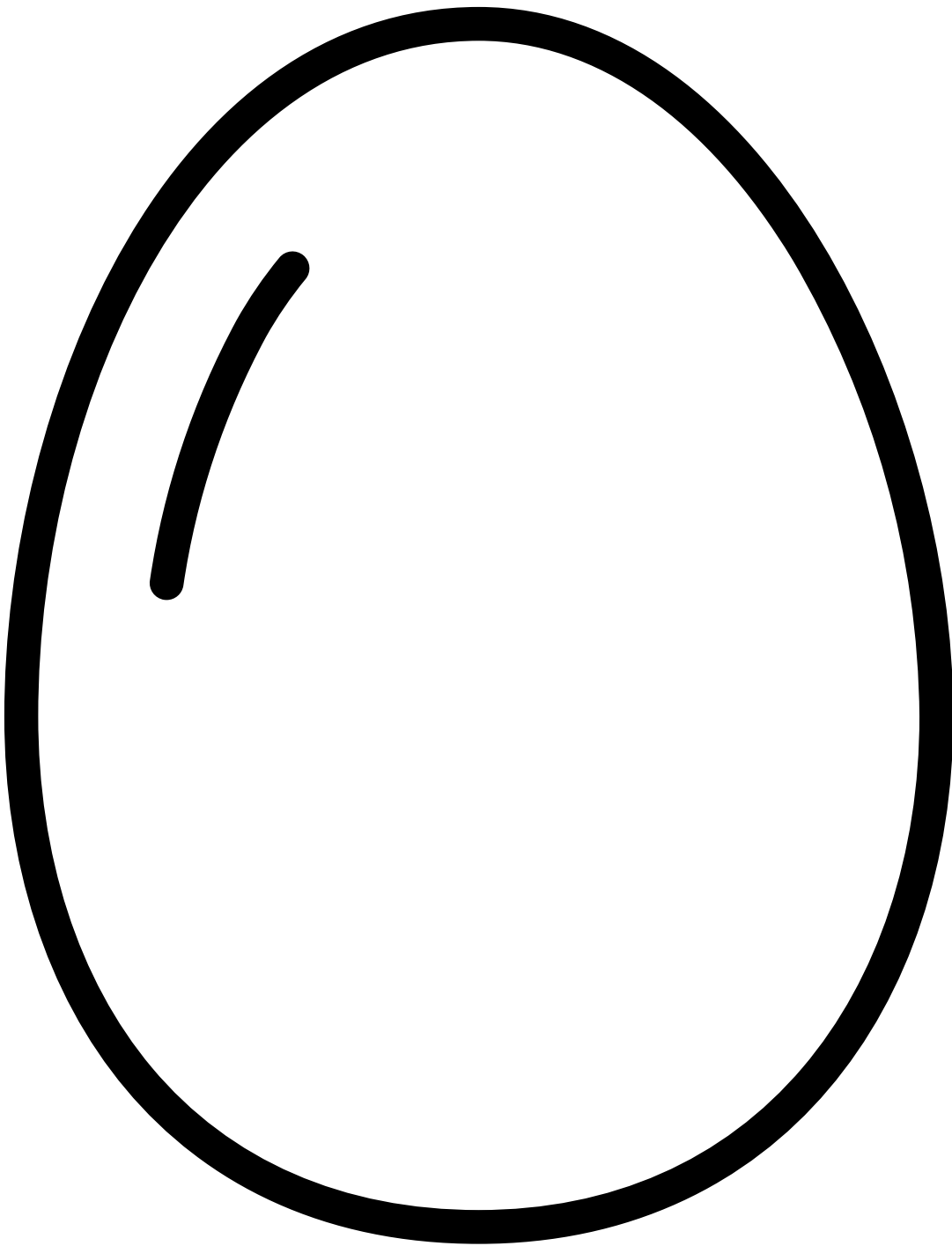
5 = Green



Roll the cheese down the hill
avoiding obstacles along the
way












Design Your Own Egg



Can you help the chick find the eggs?



Easter Egg Hunt



Decorate these eggs and then cut them out. Hide them around a room in your house for family and friends to find. Print more sheets if you need to.

Drinks Carton Bird Feeder

Making these Owl Bird Feeders is relatively quick and easy, but you do need to allow for drying times!

What you will need:

- a juice carton
- paints
- scissors
- plastic bottle lids
- googly eyes
- Glue

1. Paint the Juice Carton

Start off by painting the juice/ milk carton.

2. Cut out your owl feeder shapes

Once dry ask a grown up to help cut out a “tummy and wings” into the bottom half of your juice or milk carton.

Be careful not to cut the wings all the way out, you want to keep the “flaps” attached. This keeps the seeds a little bit more sheltered and gives you those lovely owl wings!

3. Add the bottle top Owl Eyes

Finally, take your juice carton and glue on your bottle top eyes.

4. Fill with bird food

Punch a little hole at the top on the bird feeder and tie some string or rope through so it can be hung outside.

Fill with food/ bird seed

